



**National Institute of Informatics**

---

**NII Technical Report**

**SWCLOS User's Manual**

Seiji Koide  
communicated by Hideaki Takeda

NII-2009-014E  
Oct. 2009

## INDEX

1. Introduction.....	1
2. SWCLOS Basics.....	2
2.1 How to Get SWCLOS.....	2
2.2 Proprietary Rights .....	2
2.3 How to Start SWCLOS.....	2
2.4 Monotonicity of Knowledge .....	2
2.5 Open World Assumption and Ternary-Value Logic .....	3
3. URI, QName, and Resource.....	4
3.1 URI.....	5
3.2 QName.....	6
3.3 URI Named Space.....	7
3.4 Resource.....	11
3.5 NodeID.....	13
4. RDF Resource Objects.....	15
4.1 Resource Objects and the Syntax in S-expression .....	15
4.2 Adding and Getting a Resource Form.....	16
5. RDFS Vocabulary and Semantics .....	19
5.1 Resource Classes, Metaclasses, and Instances .....	19
5.2 rdf:type and rdfs:subClassOf .....	21
5.3 rdfs:subPropertyOf.....	24
5.4 Properties and Slots.....	24
5.5 Adding Resource Objects and Forward Reference .....	25

5.6	Adding Slots .....	28
5.7	Adding Slot Values .....	28
5.8	Adding Multiple Types .....	29
5.9	Extension of property and slot definition.....	29
6.	String, Number, Datatype, and Lang .....	31
6.1	Literal.....	31
6.2	XSD Datatypes in SWCLOS .....	32
6.3	xml:lang in SWCLOS.....	35
7.	RDF Collection.....	38
7.1	RDF Container.....	38
7.2	List.....	39
8.	Domain and Range .....	43
8.1	Adding Domain and Range Constraints .....	43
8.2	Domain and Range Constraint Satisfaction .....	45
9.	RDFS Axioms and Entailments .....	47
9.1	RDF and RDFS Axioms .....	47
9.2	RDFS Entailment.....	49
9.3	RDF Entailment Rules.....	50
9.4	RDFS Entailment Rules.....	50
10.	RDF/XML Parser and Writer.....	55
10.1	RDF/XML Parser.....	55
10.2	RDF/XML Writer .....	56
11.	N-Triples.....	57
11.1	N-Triple Parser .....	57

11.2	Adding N-Triples .....	58
11.3	N-Triple Writer .....	60
12.	OWL in SWCLOS .....	62
12.1	OWL Extension of RDF and RDFS.....	62
12.2	Description Logic and OWL in SWCLOS.....	63
12.3	OWL Property Restrictions.....	65
12.4	Substantial and non-Substantial Relationship.....	66
12.5	Axiomatic Complete Relations .....	66
13.	OWL Axioms and Entailment Rules.....	69
13.1	OWL Axioms .....	69
13.2	OWL Semantics and Entailment Rules .....	70
13.2.1	Intersection of Concepts (owl:intersectionOf).....	74
13.2.2	Union of Concepts (owl:unionOf) .....	75
13.2.3	Negation of Concept (owl:complementOf).....	76
13.2.4	Instance Enumeration for Concept (owl:oneOf).....	77
13.2.5	Functional Property (owl:FunctionalProperty) .....	77
13.2.6	Inverse Functional Property (owl:InverseFunctionalProperty).....	78
13.2.7	Symmetric Property (owl:SymmetricProperty) .....	78
13.2.8	Transitive Property (owl:TransitiveProperty) .....	79
13.2.9	Equivalency as Individuals (owl:sameAs) .....	80
13.2.10	Difference as Individuals (owl:differentFrom) .....	80
13.2.11	Inverse Relation of Property (owl:inverseOf).....	81
13.2.12	Equivalency for Classes (owl:equivalentClass).....	81
13.2.13	Difference for Classes (owl:disjointWith).....	81

13.2.14	Value Restriction (owl:allValuesFrom).....	82
13.2.15	Full Existential Restriction (owl:someValuesFrom).....	82
13.2.16	Filler Restriction (owl:hasValue).....	82
14.	OWL APIs .....	84
14.1	Subsumption in OWL .....	84
14.2	Membership in OWL.....	86
14.3	The Most Specific Concepts .....	87

## 1. Introduction

SWCLOS is a software toolkit for lisp programmers who want to process knowledge in Lisp. The name is an acronym of Semantic Web Common Lisp Object System. As the name implies, SWCLOS is built on top of Common Lisp Object System (CLOS) for Semantic Webs. In SWCLOS, every entity in vocabulary of RDF, RDFS, and OWL, including user-defined one, denotes a CLOS object, and the computational semantics are based on RDF(S) and OWL rather than CLOS, whereas it still conforms to object-oriented paradigm.

SWCLOS is an amalgam of Semantic Web Technology and the Object-Oriented Programming language. Compared with the other reasoners for Semantic Webs, SWCLOS seems to have unique features. We may say pros and cons of SWCLOS are ascribed to CLOS and the nature of Lisp. If you believe you are a lisp programmer and you need to develop an application for Semantic Technology, SWCLOS is the solution. Furthermore, if you have ever programmed CLOS programs, SWCLOS is the best choice. SWCLOS provides OWL Full level ontology meta-modeling facilities using CLOS meta-programming capability. You can encode CLOS programs for Semantic Webs on top of SWCLOS as you usually do in Lisp, whereas you must understand the difference of semantics between the standard CLOS and RDF(S)/OWL.

This document is user's manual for SWCLOS programmers. Your program in SWCLOS can read ontology files in RDF/XML format, N-Triple format, and lisp S-expression which is specified for SWCLOS. Then, you can handle SWCLOS objects in Lisp, and write computational results in the various formats mentioned above. Therefore, you can communicate with others in such formats for Semantic Webs. If you are a CLOS programmer and want to understand what Semantic Technology is, SWCLOS provides you with a good chance to learn and get started Semantic Technology.

## 2. SWCLOS Basics

### 2.1 How to Get SWCLOS

SWCLOS is an Open Source Program that was originally developed at GALAXY EXPRESS CORPORATION in Japan, and Seiji Koide, who is the developer of SWCLOS, has been continued updating it. The latest version is available from Koide's home page at National Institute of Informatics (NII)<sup>1</sup>.

The SWCLOS current version is developed on Allegro Common Lisp 8.1 Windows version that is delivered by Franz Inc. We hope someone ports it to other lisp systems, although it is probably hard, because partly the implementation is concerned with ACL features.

### 2.2 Proprietary Rights

GALAXY EXPRESS CORPORATION holds all copyrights and allows anyone to use anyhow AS IS, except modifying the package name of **gx** and **gx-user**, and the object name **galaxy**. 'GX' is the rocket name from GALAXY EXPRESS CORPORATION. See the README file in delivery.

### 2.3 How to Start SWCLOS

After compiling and loading SWCLOS into the ACL modern lisp version, it is much better to enter **gx-user** package in the lisp listener window to use SWCLOS. Please note that SWCLOS requires case-sensitive-lower on case mode of lisp reader to distinguish upper and lower case of letters. This features is not ANSI-standard today, but we hope it will be so, soon.

```
cg-user(1): (in-package gx-user)
#<The gx-user package>
gx-user(2):
```

Franz has prepared with a good tutorial for the case of letters. See the tutorial<sup>2</sup>.

### 2.4 Monotonicity of Knowledge

In Semantic Webs you assume that the knowledge always increases and the interpretation become monotonously more precise and richer. SWCLOS leverages the monotonicity principle in Semantic Webs to accept the forward reference. In the current version, there are no delete functions for entities in ontologies, and there is no undo functionality. Such functions will be provided at the next version.

Please note that `(setf (slot-value ...) ...)` do not overwrite the previous slot value. The slotvalue setting function just adds a new value into the slot. This is a reflection of the monotonicity

---

<sup>1</sup> <http://www-kasm.nii.ac.jp/~koide/SWCLOS2-en.htm>

<sup>2</sup> <http://www.franz.com/support/tutorials/casemode-tutorial.htm>

principle. Do not fear it. You can make slot unbound, so you can reset any values after unbinding, if you would like so.

## 2.5 Open World Assumption and Ternary-Value Logic

Semantic Webs assume that the World Wide Webs are dynamic, changeable, and open in the sense that no one knows all of WWWs. From the viewpoint of Logic, Close World Assumption is a base of inference. Therefore, people who are accustomed to logic thinking should mind this point.

The primary function of Description Logics (DLs) is i) to classify objects to classes, ii) to determine whether or not a class is subsumed by another class. In SWCLOS, this work is performed by i) **gx:typep** and ii) **gx:subtypep** in the RDF universe and **subsumed-p** in the OWL universe. These functions return two values; the first value is yes/no for query and the second represents the certainty. Therefore, the pair of return values `<t,t>` expresses boolean true, `<nil,t>` expresses boolean false, and `<nil,nil>` means unknown. Note that this ternary-value logic is an extension of ANSI Common Lisp native specification on `cl:subtypep`, which returns two values described above. See the document of ANSI Common Lisp<sup>3</sup>. However, you do not need to mind how to use ternary value logic. If you use only the first return value, your program does not care of unknown and it is regarded as boolean false. If you are interested how to compute ternary-value logic in SWCLOS, see the source code you obtained.

---

<sup>3</sup> <http://www.franz.com/support/documentation/8.1/ansicl/dictentr/subtypep.htm>



### 3. URI, QName, and Resource

The Resource Description Framework (RDF)<sup>4</sup> is a language for representing information about resources in the World Wide Webs, and it has a special syntax in XML called RDF/XML<sup>5</sup> in short. In RDF, every resource, except literals and blank nodes, is identified with URIs. This idea originates from the meta-data markup for web resources. However, you do not need to mind in Semantic Webs or ontology descriptions whether resources in RDF really exist on the Webs or not.

A URI in RDF denotes an entity in the *universe of discourse*, namely a virtual world in computer that reflects an idea on the real world. A URI in SWCLOS is bound with a CLOS object that represents a part of ontology on the denotation of a URI. You can input a URI object in SWCLOS using angle bracket reader macro '<', where URI reading is terminated by '>'. Note that the expression starting a sharp character and enveloped with '<' and '>' is an object expression in Lisp.

```
gx-user(3) : <http://www.w3.org/2000/01/rdf-schema#Resource>
#<uri http://www.w3.org/2000/01/rdf-schema#Resource>
gx-user(4) : (uri-value <http://www.w3.org/2000/01/rdf-schema#Resource>)
#<rdfs:Class rdfs:Resource>
```

The QName is an abbreviation of URI with the namespace function for XML.<sup>6</sup> For example, "http://www.w3.org/2000/01/rdf-schema#Resource" is abbreviated to "rdfs:Resource". Here, the fragment-less URI or "http://www.w3.org/2000/01/rdf-schema" is mapped to "rdfs", a prefix of QName, while a fragment "Resource" is called local part of QName. Franz Inc. provides URI APIs, in which a URI is implemented of CLOS objects typed to net.uri:uri<sup>7</sup>. In SWCLOS, a part of URI that is corresponding to a prefix part of QName is connected to a lisp package, whereby a URI corresponds to a QName as lisp symbol in a package. Thus, a URI may have one by one mapping to a lisp symbol (QName), and vice versa. See the followings.

```
gx-user(5) : (uri2symbol <http://www.w3.org/2000/01/rdf-schema#Resource>)
rdfs:Resource
gx-user(6) : (symbol2uri 'rdfs:Resource)
#<uri http://www.w3.org/2000/01/rdf-schema#Resource>
```

At the line 5 in the demonstration above, the uri is converted to the corresponding QName, and at line 6, the reverse operation is directed. Note that such correspondence has been established when SWCLOS loads an ontology including URIs, or you input URIs as RDF entity in the lisp top level window.

The substance of RDF can be modeled as labeled uni-directional graph of edge and node called RDF graph.

---

<sup>4</sup> <http://www.w3.org/TR/rdf-primer/>

<sup>5</sup> <http://www.w3.org/TR/rdf-syntax-grammar/>

<sup>6</sup> <http://www.w3.org/TR/1999/REC-xml-names-19990114/>

<sup>7</sup> <http://www.franz.com/support/documentation/8.1/doc/classes/uri/uri.htm>

A start node of edge is called *subject*, an end node is called *object*, and an edge is called *predicate* in *triple*. So, a triple *subject/predicate/object* in text stands for the minimal structure in graph. A set of triples in text stands for a whole RDF graph.

A predicate in triple is a URI or QName, and it turns out a resource in RDF that is called property in RDF vocabulary. Note that any edge must be named by a URI in RDF. Furthermore, it must have a QName in SWCLOS, because it turns a slot name in CLOS. A subject in triple designates a non-literal resource, that is, a node represented by a URI or a blank node. The blank node has no URI but may be assigned with a blank node ID. An object in triple is either a resource (with or without URI) or a literal. The following shows an example of statement in N-Triple.

```
<John_Doe> <http://www.w3.org/1999/02/22-rdf-syntax-ns#type> <Man> .
```

In SWCLOS, a resource or an entity in RDF is realized by a CLOS object. A denotation of triple *subject/predicate/object* is represented by a subjective CLOS object and its slot of which the slot name is corresponding to a predicate. The slot value is an objective CLOS object (called *resource*) or lisp data (*literal*). The subjective CLOS object may be bound to the URI, if it is not a blank node. Its URI can be converted to a QName, and a named resource object is also bound to the QName symbol. See the following demonstration.

```
gx-user(7): rdfs:Resource
#<rdfs:Class rdfs:Resource>
gx-user(8): (uri-value <http://www.w3.org/2000/01/rdf-schema#Resource>)
#<rdfs:Class rdfs:Resource>
gx-user(9): <<http://www.w3.org/2000/01/rdf-schema#Resource>>
#<rdfs:Class rdfs:Resource>
```

Note that at line 9, the special reader macro for double angle brackets '<<'' reads the character sequence of URI up to characters '>>'' and then a bound value to the converted URI is returned. A CLOS object that represents a resource in RDF is called resource object in SWCLOS.

### 3.1 URI

SWCLOS utilizes the URI APIs of Allegro Common Lisp (ACL). Please see the details here<sup>8</sup>. To implement value-bindable URI, a subclass of `net.uri:uri`<sup>9</sup> is defined with an extra value slot. Every URI in SWCLOS is interned to ensure the uniqueness of URI in system.

**uri** [Class]

---

A subclass of `net.uri:uri`. It has the definition of extra slot for value, to which the corresponding resource object is stored.

<sup>8</sup> <http://www.franz.com/support/documentation/8.1/doc/uri.htm>

<sup>9</sup> <http://www.franz.com/support/documentation/8.1/doc/classes/uri/uri.htm>

**uri thing** [Method]

---

Four methods are defined for this generic function: when *thing* is an instance of **gx:uri**, it is returned. If it is an instance of `net.uri:uri`, its class is changed to **gx:uri** and interned. When *thing* is a string, it is interned as `uri` and its class is changed to **gx:uri**. Otherwise, it signals an error.

**uri-value uri** [Function]

---

This function returns a value in its value slot. This function is settable.

There are several utilities for handling all uri entities. See **print-all-entity-uris**, **do-all-entity-uris**, and **list-all-entity-uris** in the doc folder.

### 3.2 QName

A URI in SWCLOS may be converted to the corresponding QName<sup>10</sup>. The prefix of QName in XML is mapped to a lisp package in SWCLOS and the local part is mapped to a symbol name in the package. A QName symbol is exported, because an exported lisp symbol has the same appearance as the QName in XML. A QName symbol is used to designate a resource name in S-expression. In fact, the description at the top level in SWCLOS requires a QName symbol instead of a URI with define macros such as **defConcept** and **defIndividual** in S-expression. Some URIs that have no prefix definition cannot be converted to QNames and remain as URI.

The mapping rule from URI to QName in SWCLOS is as follows.

- If a URI has a fragment, SWCLOS attempts to create a QName symbol of which name is the fragment and of which package is associated to the fragment-less URI. If SWCLOS knows the mapping from the fragment-less URI to the package name, the system automatically creates the QName symbol with its URI, otherwise, in order to create the mapping from the fragment-less URI to the package name, the system invokes the function that is bound to symbol **\*uri2symbol-package-mapping-fun\*** with the fragment-less URI.
- If a URI has no fragment, then the irregular conversion procedure is carried out as follows. SWCLOS firstly invokes the function bound to **\*uri2symbol-name-mapping-fun\***. If the returned value is a symbol, it is used. If the returned value is a string, a symbol is created with the name and the associated package to the URI. If SWCLOS does not know the associated package, then the system invokes the function that is bound to symbol **\*uri2symbol-package-mapping-fun\***, and create a symbol.
- To the symbol **\*uri2symbol-package-mapping-fun\***, currently as default, the function that makes a query to users for package name is bound.

---

<sup>10</sup> <http://www.w3.org/TR/xml-names11/#ns-qualnames>

- When the function bound to **\*uri2symbol-name-mapping-fun\*** is invoked, currently as default, if a URI has a fragment-less path, the procedure for a fragment-less path parses the path into a directory and a name. The name of path is a tail part in the path description and the other part is a directory. The name is used for QName local part. The directory is used for package association. Otherwise, in case of both no fragment in the URI and no name in the path, a query to users is invoked for QName symbol name.

See the following demonstration.

```
gx-user(17): (uri2symbol <http://somewhere/maindir/subdir/JohnSmith>)
swsd:JohnSmith
gx-user(18): (uri2symbol <http://somewhere/JohnSmith>)
sw:JohnSmith
gx-user(19): (uri2symbol <http://JohnSmith/>)
no:J.S.
```

At line 17, prefix query to users is carried out for "http://somewhere/somedirectory/subdir/", and "swsd" is replied by a user. At line 18 for "http://somewhere/", "sw" is replied. At line 19, the local name is required at first, then "J.S." is supplied, then, "no" is replied for the prefix query.

### 3.3 URI Named Space

A uri reference is unique in WWWs, and then XML namespace<sup>11</sup> supports the uniqueness of QName with a local part, which is unique in a name space. In SWCLOS, a local part of QName corresponds to symbol name in a package, and a namespace for a prefix part corresponds to a lisp package. To realize such mapping, we need the connection between a prefix part in URI and a lisp package, and when URI-to-symbol mapping is irregular, we further need the mapping from a URI to a symbol name in the lisp package. An instance of **uri-namedspace**, that is a subclass of `net.uri:uri`, has two extra slots, `package` and `environment`, and it enables such named space environments for the URI name space. See the following demonstration.

```
gx-user(2): (defpackage :ex
              (:documentation "http://somewhere/main/sub/file"))
#<The ex package>
gx-user(3): (set-uri-namedspace-from-pkg (find-package :ex))
#<The ex package>
gx-user(4): (get-uri-namedspace <http://somewhere/main/sub/file>)
#<uri-namedspace http://somewhere/main/sub/file>
gx-user(5): (uri2package "http://somewhere/main/sub/file")
#<The ex package>
gx-user(6): (uri2symbol "http://somewhere/main/sub/file#JohnSmith")
ex:JohnSmith
```

In the above demonstration, a URI string is set to a new package named "ex" as its documentation option at

---

<sup>11</sup> <http://www.w3.org/TR/1999/REC-xml-names-19990114/>

first, and then the regular mapping is set as prefix named space in system at line 3. So, URI to package mapping is established as shown at line 5. In regular mapping for a URI with fragment, regular URI to QName conversion is carried out in default rules without the URI's symbol mapping environment.

A user may set any user-defined functions to global variable **\*uri2symbol-name-mapping-fun\*** and **\*uri2symbol-package-mapping-fun\*** in order to implement application-oriented rules for the irregular mapping in default. See the detail in the description of the documentation file of program in the doc folder and the source program.

When SWCLOS reads RDF/XML files, the namespace directions with `PrefixedAttName`<sup>12</sup> 'xmlns:' and `DefaultAttName`<sup>13</sup> 'xmlns' make the mapping from a URI to the package name. On the other hand, from the standpoint of lisp expression, SWCLOS users can direct the mapping from a package to a URI in the package documentation as demonstrated above, in which a user put a corresponding URI as documentation of package.

Sometime you may be embarrassed at an error message of no package for a base-URI or a default namespace, when SWCLOS reads an RDF/XML file. It happens if an RDF/XML file does not include any Prefix name in the file for the file itself. For such a case, you must supply two sentences, something like "xmlns:base = 'somewhere'" and "xmlns:PREFIX = 'somewhere'" into RDF attributes in the file.

Each **uri-namedspace** is stored in a hasharray which is bound to a global variable **\*NameSpaces\***. The converting functions, **uri2symbol** and **symbol2uri** use these mappings bound to **\*NameSpaces\***.

**\*NameSpaces\*** [Global Var]

A variable where a hashtable is set. The hashtable is for interning prefix URIs that are instances of **uri-namedspace**. See the document of interning URIs<sup>14</sup>. The interning into this hashtable is carried out at the occurrence of the first mapping from a fragment-less URI, a name-less URI, or a specially directed URI to a package. See **uri2symbol**.

**uri-namedspace** [Class]

Subclass of `net.uri:uri` class. This subclass has two extra slot definitions; *package* slot definition and *env* slot definition. The associated lisp package is stored into the package slot and the irregular associations in the namespace between URIs and QName symbol names are stored into the *env* slot of this instance object.

<sup>12</sup> <http://www.w3.org/TR/REC-xml-names#NT-PrefixedAttName>

<sup>13</sup> <http://www.w3.org/TR/REC-xml-names#NT-DefaultAttName>

<sup>14</sup> <http://www.franz.com/support/documentation/8.1/doc/uri.htm#interning-uris-1>

<b>list-all-uri-namespaces</b>	[Function]
This function returns a list of all uri-namespaces in the system.	
<b>set-uri-namespace</b> <i>prefix-uri</i>	[Function]
This function changes <i>prefix-uri</i> to a namespace and registers it to system. You need to set a lisp package into the uri-namespace package slot before the usage.	
<b>get-uri-namespace</b> <i>prefix-uri</i>	[Function]
This function retrieves the uri-namespace from <i>prefix-uri</i> and returns it. If <i>prefix-uri</i> is not an uri, cl:nil is returned.	
<b>set-uri-namespace-from-pkg</b> <i>pkg</i>	[Function]
This function registers the namespace associated to <i>pkg</i> . The <i>pkg</i> must have a uri string in <i>pkg</i> 's document slot.	
<b>*default-namespace*</b>	[Global Var]
When a default namespace is indicated by DefaultAttName 'xmlns' in RDF/XML files and the system reads it, the namespace URI is set to this variable. This is often used in scoping of let form.	
<b>*base-uri*</b>	[Global Var]
When a base URI is indicated by 'xml:base' in RDF/XML files and the system reads it, the URI is set to this variable. This is often used in scoping of let form.	
<b>*uri2symbol-package-mapping-fun*</b>	[Global Var]
When there is no associated package for a URI, the function bound to this variable is invoked, and the return value is used as package for the corresponding QName symbol. This mechanism is useful to implement user-specific or application specific conversion as irregular mapping rule. The function bound to this symbol has to have one parameter, i.e., a URI.	
<b>*uri2symbol-name-mapping-fun*</b>	[Global Var]
When there is no associated name for a URI, the function bound to this variable is invoked, and the return value is used as name for QName symbol. This mechanism is useful to implement user-specific or application-specific conversion as irregular rule. The function bound to this symbol has to have one parameter, i.e., a URI.	
<b>uri2symbol</b> <i>uri</i>	[Function]
converts <i>uri</i> to the corresponding QName symbol and returns it. If <i>uri</i> is null (cl:nil) or null string, it returns cl:nil. If <i>uri</i> is a string, its parsed uri is used. <b>*NameSpaces*</b> is consulted for the association between a fragment-less or name-less URI and package. In the case of irregular mapping, the functions bound to <b>*uri2symbol-package-mapping-fun*</b> and	

**\*uri2symbol-namemapping-fun\*** are called and the return value is used. See the mapping rule described above.

**symbol2uri** *symbol* [Function]

returns a URI from `rdf:about` slot of this resource object if this *symbol* is defined as QName and the resource object is bound to this *symbol*. Otherwise this function retrieves the URI string from the symbol package of *symbol*, then returns a URI associated to *symbol* in the *env* slot if the association exists, or returns a URI that is made from package-corresponding (fragment-less) URI and symbol-name (as URI fragment).

Note that all resource names or QName symbols are exported. Therefore, in a dedicated package for a resource namespace, the following code is an example that lists up all defined URI in the namespace.

```
gx-user(7): (loop for x being each external-symbol
              in (find-package :rdfs)
              collect (symbol2uri x))
(#<uri http://www.w3.org/2000/01/rdf-schema#subPropertyOf>
 #<uri http://www.w3.org/2000/01/rdf-schema#Datatype>
 #<uri http://www.w3.org/2000/01/rdf-schema#domain>
 #<uri http://www.w3.org/2000/01/rdf-schema#label>
 #<uri http://www.w3.org/2000/01/rdf-schema#seeAlso>
 #<uri http://www.w3.org/2000/01/rdf-schema#Container>
 #<uri http://www.w3.org/2000/01/rdf-schema#subClassOf>
 #<uri http://www.w3.org/2000/01/rdf-schema#isDefinedBy>
 #<uri http://www.w3.org/2000/01/rdf-schema#Resource>
 #<uri http://www.w3.org/2000/01/rdf-schema#range> ...)
```

**list-all-entities-in** performs almost same work.

```
gx-user(4): (list-all-entities-in :rdfs)
(rdfs:subPropertyOf rdfs:Datatype rdfs:domain rdfs:label rdfs:seeAlso
 rdfs:Container rdfs:subClassOf rdfs:isDefinedBy
 rdfs:Resource rdfs:range ...)
```

**list-all-entities-in** *space* [Method]

*space* must be a package, a package name, a package name string, or a uri. This method returns a list of all of external symbols in *space*. Note that even if a user defined external symbols in *space* without RDF resource definition, they are listed. See also **list-all-resources**.

Precisely speaking, we have some semantic gap between a URI namespace and a lisp package. The lisp package is always global in the current session. Namely, a lisp package for the namespace should be unique anywhere and anytime. The URI is also globally unique, but its namespace is a temporal setting for the URI abbreviation in the scope of a RDF/XML file or a Web page. In a RDF/XML file, a settled namespace for a URI is scoped within the file, and it is legal that someone set a different name of namespace for the identical URI in another RDF/XML file. Thus, in ideal the two files should be correctly merged regardless

of namespaces but regarding URIs. For example, if you have two ontology files, one has a namespace 'wine' for some URI and another has a namespace 'vin' for the same URI, the system must read both in the same namespace. However, Lisp cannot read symbols in different packages into some one package. To solve this problem, the lisp package nicknames are utilized here. When SWCLOS detects the mapping different package names onto a same URI, the newly indicated prefix turns out a nickname for the previously mapped package. Even so, note that the first encountered package name is a nominal name and nickname's prefixes do not appear in S-expression.

### 3.4 Resource

In addition to the URI-value mapping mentioned at Section 3.1, a CLOS object as resource can be set as symbol-value to the QName symbol if it has a QName, or to an assigned nodeID symbol if it is anonymous. To test whether a CLOS object is a resource object or not, you may use lisp native type predicate `cl:typep`<sup>15</sup> as follows. Note to use **gx:typep** predicate, if you need a type-testing predicate that exactly obeys RDFS semantics.

```
gx-user(2): (cl:typep rdfs:Resource rdfs:Resource)
t
gx-user(3): (cl:typep rdfs:Class rdfs:Resource)
t
gx-user(4): (cl:typep rdf:Property rdfs:Resource)
t
```

In the example above, three resource objects, named `rdfs:Resource`, `rdfs:Class`, and `rdf:Property`, are tested whether they are instances of class `rdfs:Resource`.

Predicate **rsc-object-p** (see page 20) is prepared for testing whether an CLOS object is a resource object or not. It is same as `(cl:typep x rdfs:Resource)` in the semantics but it is faster a bit and simplifies your code. Note that **object?** is used for testing a QName symbol or a nodeID symbol to which a resource object is bound.

```
gx-user(5): (object? 'rdfs:Resource)
t
gx-user(6): (object? 'rdfs:Class)
t
gx-user(7): (object? 'rdf:Property)
t
```

**object?** *symbol*

[Function]

---

returns true if *symbol* has a resource object, otherwise returns false.

To list up all resources defined in the system, you can use **list-all-resources** as follows.

<sup>15</sup> <http://www.franz.com/support/documentation/8.1/ansicl/dictentr/typep.htm>



```

gx-user(8): (list-all-resources t)
(#<rdfs:Class rdfs:Resource> #<rdfs:Class rdfs:Container>
 #<rdfs:Class rdf:Alt> #<rdfs:Class rdf:Seq> #<rdfs:Class rdf:Bag>
 #<rdfs:Class gx::ill-structured-XMLLiteral> #<rdfs:Class rdf:Statement>
 #<rdfs:Class rdf:List> #<rdf:List rdf:nil> #<rdfs:Class rdfs:Literal>
 ...)

```

---

**list-all-resources** [*with-system-rdf-object-p*] [Function]

This function lists up all of resources that are defined as instance of `rdfs:Resource`. An instance of `rdf:XMLLiteral` is not included in the list. *with-system-rdf-object-p* is optional and RDF(S) and OWL resources are included if true is supplied, otherwise only user-defined resources are included.

In most cases, a resource object is named with a QName. The method **name** gets the name from a resource object and returns its QName symbol. The resource object is set to the QName symbol. On the other hand, resource objects that have no name are called *anonymous* resource, or *blank node*, or *bnode* in short, and you can access them through **uri-value** function rather than symbol value.

```

gx-user(2): (name rdfs:Resource)
rdfs:Resource
gx-user(3): (addObject rdfs:Resource '((rdf:about "NothingElseURI")))
#<rdfs:Resource :anonymous>
gx-user(4): <<NothingElseURI>>
#<rdfs:Resource :anonymous>
gx-user(5): (slot-value <<NothingElseURI>> 'rdf:about)
"NothingElseURI"
gx-user(6): (anonymous-p <<NothingElseURI>>)
t

```

Note that in the above demonstration, an anonymous object is created at line 3, whose URI string is "NothingElseURI". So, <<NothingElseURI>> at line 4 is parsed to a URI, and the resource object is retrieved through **uri-value** and returned it.

---

**named-p** *resource* [Function]

returns true if a resource object *resource* has a name, otherwise false. If *resource* is not a resource object, it returns false.

---

**anonymous-p** *resource* [Function]

returns true if *resource* has no name, otherwise false. If *resource* is not a resource object, it returns false.

---

**name** *resource* [Method]

returns the name of *resource*, if named. Otherwise `cl:nil`. Note that this method is different from `cg:name`<sup>16</sup> in ACL.

### 3.5 NodeID

A nodeID is used for referring anonymous node, especially in N-Triple notation. It looks like QName that has '\_' as prefix and meaningless local name such as 'a01'. However, a nodeID is not associated to any URI and has no global identification. There is a package dedicated for nodeID in SWCLOS, its package name is '\_', and a nodeID is also a lisp symbol in SWCLOS. You can bind any blank node to a nodeID symbol in the current session, but there is no way to store and reload the information on nodeID bindings by SWCLOS. The following functions are for the nodeID. However, there are useful functions no more on NodeIDs in SWCLOS. Be careful to use NodeIDs with respect to the identity of blank nodes according to RDF Semantics<sup>17</sup>.

**nodeID?** *name* [Function]

---

*name* should be a symbol. This function returns true if *name* can be regarded as a nodeID, namely its package name is '\_', otherwise returns false. This function does not care of a bound value of *name*.

**nodeID2symbol** *str* [Function]

---

interns a nodeID symbol whose name is *str* in the nodeID package, exports and returns it. Users must ensure the uniqueness of the nodeID in this function usage.

**make-unique-nodeID** *str* [Function]

---

interns a nodeID symbol whose name begins with *str* and has succeeding digits, exports and returns it. The system assures the uniqueness of the nodeID in the current system.

As well as character '<' being a reader macro on for URI, character '\_' is also a reader macro so that the character sequence of the succeeding colon and other characters makes an exported lisp symbol, and the symbol is handed to eval function if it is bound. Otherwise new anonymous resource object is created and bound to the symbol, then the symbol is handed to eval function. See the following demonstration.

```
gx-user (2) : _:a01
           #:|rdfs:Resource| :anonymous>
```

<sup>16</sup> <http://www.franz.com/support/documentation/8.1/doc/operators/cg/n/name.htm>

<sup>17</sup> <http://www.w3.org/TR/rdf-nt/>

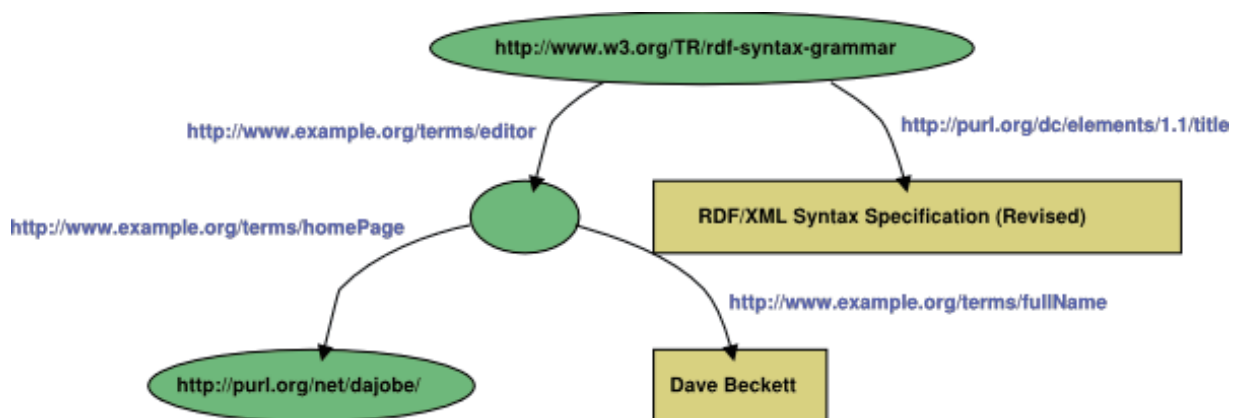
```
gx-user(3): (quote _:a01)
_:a01
gx-user(4): (cl:list _:a01 _:a02)
(#<|rdfs:Resource| :anonymous> #<|rdfs:Resource| :anonymous>)
gx-user(5): (eq _:a01 _:a01)
t
gx-user(6): (eq _:a01 _:a02)
common-lisp:nil
```

Where `|rdfs:Resource|` denotes the alternative to `rdfs:Resource` in SWCLOS, which is designated instead of `rdfs:Resource` when `rdfs:Resource` is specified as class of instances. It is expected that `rdfs:Resource` should be an abstract class in CLOS and finally all slots are defined at subclasses of `rdfs:Resource`, even if some slot definitions might be tentatively designated to `rdfs:Resource`. `|rdfs:Resource|` is useful to suppress making wasteful slot definitions at `rdfs:Resource`.

## 4. RDF Resource Objects

### 4.1 Resource Objects and the Syntax in S-expression

In RDF graph model, a node is represented by either resource nodes or literals. A resource node is either a named node, which has a globally unique URI, or a blank node, which has no URI. A literal is a kind of string or number, or an instance of XMLLiteral. **Figure 4.1**, which is taken from RDF/XML Syntax Specification<sup>18</sup>, shows an example of RDF graph. In the figure, a rectangle represents a literal and an ellipse represents an anonymous blank node or a resource node that contains a URI inside. In SWCLOS, Figure 4.1 is expressed as follows in S-expression.



**Figure 4.1** RDF Graph Example (from RDF/XML Syntax Specification)

```
(rdf:Description
  (rdf:about "http://www.w3.org/TR/rdf-syntax-grammar")
  (ex:editor
    (rdf:Description
      (ex:homePage
        (rdf:Description (rdf:about "http://purl.org/net/dajobe/")))
      (ex:fullName "Dave Beckett")))
  (dc:title "RDF/XML Syntax Specification (Revised)"))
```

Whereas `rdf:about` in SWCLOS looks like a property in RDF, it is not a property in RDF but an XML attribute that takes a place in RDF/XML format resource definition. The `ex:editor`, `ex:homePage`, `ex:fullName`, and `dc:title` are RDF properties in QName representation for the corresponding URIs on the edges in the figure. The terminology 'rdf:Description' that appears in S-expression for RDF graph representation just denotes a sequence for RDF description. With **addForm** function, this statement turns out a resource object. See the syntax in BNF described below. Precisely, the assertion above produces three CLOS objects, that is, two named resource objects and one anonymous resource object, in addition to two lisp strings.

<sup>18</sup> <http://www.w3.org/TR/rdf-syntax-grammar/>

## 4.2 Adding and Getting a Resource Form

SWCLOS allows users to add such a form as mentioned in the previous section, that is, *nested object-centered representation* of RDF graph into the lisp environment. However, if a resource name is not supplied, the created object is anonymous. See the following example. If you type the lines as the demonstration, a dialogue window will pop up twice at the line 5 for package name of uri "http://purl.org/net/" and "http://www.w3.org/TR/". Please note to push 'cancel' button in this case. If you gave some package name for the query, SWCLOS would create the package and make a symbol, e.g., *package-name-you-input:dajobe*. Then, you would obtain a different look at line 6, where the symbol name *package-name-you-input:dajobe* would appear instead of '(rdf:Description (rdf:about "http://purl.org/net/dajobe/"))' for the anonymous object.

```

gx-user(3): (defpackage ex)
#<The ex package>
gx-user(4): (defpackage dc)
#<The dc package>
gx-user(5): (addForm '(rdf:Description
  (rdf:about "http://www.w3.org/TR/rdf-syntax-grammar")
  (ex::editor
    (rdf:Description
      (ex::homePage
        (rdf:Description (rdf:about "http://purl.org/net/dajobe/"))
        (ex::fullName "Dave Beckett"))
      (dc::title "RDF/XML Syntax Specification (Revised)"))
    Warning: Entail by rdf1: ex::editor rdf:type rdf:Property.
    Warning: Entail by rdf1: dc::title rdf:type rdf:Property.
    Warning: Entail by rdf1: ex::homePage rdf:type rdf:Property.
    Warning: Entail by rdf1: ex::fullName rdf:type rdf:Property.
    #<|rdfs:Resource| :anonymous>
  )
  (get-form <<http://www.w3.org/TR/rdf-syntax-grammar>>))
(rdf:Description (rdf:about "http://www.w3.org/TR/rdf-syntax-grammar")
  (ex:editor
    (rdf:Description
      (ex:homePage
        (rdf:Description (rdf:about "http://purl.org/net/dajobe/"))
        (ex:fullName "Dave Beckett"))
      (dc:title "RDF/XML Syntax Specification (Revised)"))
  )

```

Do not care about those warnings at line 5 at this time. It will be explained at Section 5.5. In this example, an RDF graph shown in **Figure 4.1** is inputted through a form in S-expression in SWCLOS, and three objects are created in the environment. You can backwardly generate the form in RDF graph from the subjective resource object using **get-form** in the lisp top level.

The value of property 'ex:editor' is anonymous. The value of 'ex:homePage' is also anonymous, because SWCLOS did not obtain the name by your cancellation for its package name. Note that SWCLOS cannot

identify anonymous objects by name, even if they have the URI in `rdf:about` attribute.

Function **addForm** interprets a form according to the following BNF syntax, where `{A--Z}` means any character from A to Z, and `{SomeElements - element}` means the possibility of *SomeElements* minus *element*. Also note `'xyz'` means a sequence of character *x*, *y*, and *z*. `#¥x` means a character *x*.

```

form ::= number | string | uri | qname | langedString | datatypeString |
      (' ws* lang-tag ws+ string ws* ') | (' ws* datatype ws+ datum ws* ') |
      (' ws* '@' ws+ lang-tag ws+ string ws* ') |
      (' ws* '^' ws+ datatype ws+ datum ws* ') |
      (' ws* 'rdf:Description' [ws+ nform] {ws+ lang-form | ws+ slot-form}* ws* ') |
      (' ws* type-tag [ws+ nform] {ws+ lang-form | ws+ slot-form}* ws* ')
lang-form ::= (' ws* 'xml:lang' ws+ lang-tag ws* ')
slot-form ::= (' ws* 'rdf:about' ws+ uri ws* ') | (' ws* 'rdf:ID' ws+ name ws* ') |
            (' ws* 'rdf:nodeID' ws+ bname ws* ') | (' ws* ':name' ws+ name ws* ') |
            (' ws* role {ws+ lang-tag}? {ws+ form}+ ws* ')
langedString ::= string '@' language
language ::= {a--z}+ {'-' {a--z0--9}+}* , conforming to IETF BCP 4719
lang-tag ::= {'-' {a--z}+ {'-' {a--zA--Z0--9}+}* , conforming to IETF BCP 47
datatypeString ::= string '^' datatype
datatype ::= symbol - 'cl:nil' - 't' , conforming to xsd datatype (see Section 6)
nform ::= name | (' ws* ':name' ws+ name ws* ')
role ::= symbol - 'cl:nil' - 't'
type-tag ::= symbol - 'cl:nil' - 't'
symbol ::= qname | unexported-qname
qname ::= {prefixName ':'}* name
unexported-qname ::= prefixName ':' name
prefixName ::= {nameStartChar - #¥: - #¥_} nameChar*
name ::= nameStartChar nameChar*
bname ::= '_' name
nameStartChar ::= See XML 1.1 NameStartChar20
nameChar ::= See XML 1.1 NameChar21
string ::= #¥" scharacter* #¥"
scharacter ::= {echaracter -- #¥"} | ¥"
echaracter ::= character | #¥Tab | #¥Newline | #¥Return
character ::= #¥¥ | {#¥Space -- #¥[} | {#¥} -- #x10FFFF} , up to the limit of UNICODE
ws ::= #¥Space | #¥Tab | #¥Newline
uri ::= string conformable to URI in W3C22
datum ::= string or lisp object that conforms to designated datatype
number ::= number character sequence in Lisp

```

<sup>19</sup> <ftp://ftp.isi.edu/in-notes/bcp/bcp47.txt>

<sup>20</sup> <http://www.w3.org/TR/xml11/#NT-NameStartChar>

<sup>21</sup> <http://www.w3.org/TR/xml11/#NT-NameChar>

<sup>22</sup> <http://www.ietf.org/rfc/rfc1630.txt>

**addForm** *form* [*role*] [Function]

---

typically returns a resource object for *form*. In the top level, *role* is not supplied. Otherwise, *role* must be supplied in recursive call with *form* as *role*'s filler.

- When *form* is a lisp number, a lisp string, an instance of **rdf:inLang**, and an instance of `rdfs:Literal`, it is returned.
- When *form* is a **uri**, it is returned if *role* is null (at top level), `rdf:about`, `rdfs:isDefinedBy`, or the *role*'s range is `xsd:anyURI` or its subtype, else the uri is converted to the QName symbol and **addForm** is recursively called with the converted QName symbol.
- When *form* is a symbol, its resource object (symbol value) is returned if it exists, else the resource is created using the range entailment rule.
- When *form* is a resource object, it is returned.
- If *form* is a *lang-form*, the language environment is changed to the designated language. The scoping of language environment is inside this function calling.
- If *form* is a *lang-tagged* form, an **rdf:inLang** structure instance is created and returned.
- If *form* is a *type-tagged* form, then *datum* is interpreted as *type-tag* if possible and returns the result, otherwise signals an error.
- When this function interprets a slot form or '(*role filler*)', it recursively calls itself with parameter *filler* for *form* and *role* for *role*, and returns the result.
- Otherwise, this function recursively calls for each of slot forms and the list of evaluated slots is obtained, then function **addObject** is invoked for the class(es) that is/are computed from *type-tag* and entailment rules with the evaluated slots. The result of **addObject** is returned.

A user usually does not use this function directly, instead a user should use **defIndividual** or **defConcept** (**defResource**) or **defProperty** macro for resource definition. See also **addForm** in documentation in the doc folder.

**get-form** *resource* [Function]

---

generates and returns the form of *resource* in S-expression.





The notion of metaclass, class, and instance is very important in CLOS. Therefore, predicates for these categories on RDF resources are prepared. See the followings.

```

gx-user(33): (rsc-object-p rdfs:Class)
t
gx-user(34): (rsc-object-p rdfs:Resource)
t
gx-user(35): (rsc-object-p rdf:Property)
t
gx-user(36): (rsc-object-p rdfs:comment)
t
gx-user(37): (rsc-object-p "This is a comment.")
common-lisp:nil
gx-user(38): (rsc-object-p "This is also a comment."@en)
common-lisp:nil
gx-user(39): (rsc-object-p "1"^^xsd:nonNegativeInteger)
t
gx-user(40): (rsc-object-p 1)
common-lisp:nil
gx-user(41): (rsc-object-p <Foo>)
common-lisp:nil
gx-user(42): (rsc-object-p <<Foo>>)
t
gx-user(43): (rdf-class-p rdfs:Class)
t
gx-user(44): (rdf-class-p rdfs:Resource)
t
gx-user(45): (rdf-class-p rdf:Property)
t
gx-user(46): (rdf-class-p rdfs:comment)
common-lisp:nil
gx-user(47): (rdf-metaclass-p rdfs:Class)
t
gx-user(48): (rdf-metaclass-p rdfs:Resource)
common-lisp:nil
gx-user(48): (rdf-instance-p rdf:Property)
common-lisp:nil
gx-user(49): (rdf-instance-p rdfs:comment)
t
gx-user(50): (rdf-class-p rdf:List)
t
gx-user(51): (rdf-instance-p rdf:nil)
t

```

---

**rsc-object-p *x***

[Function]

returns true, if *x* is not a literal but an resource object in RDF. Actually, this function returns true, if *x* is an instance of `rdfs:Resource` in CLOS. This is same as `(cl:typep x rdfs:Resource)`, but more efficient a little bit.

<b>rdf-class-p</b> <i>thing</i>	[Function]
returns true, if <i>thing</i> is a class of resource in RDF. Actually, this function returns true, if <i>thing</i> is rdfs:Class or an instance of rdfs:Class in CLOS.	
<b>rdf-metaclass-p</b> <i>thing</i>	[Function]
returns true, if <i>thing</i> is a metaclass of resource. Actually, this function returns true, if <i>thing</i> is rdfs:Class or an instance and simultaneously subclass of rdfs:Class in CLOS.	
<b>strict-class-p</b> <i>thing</i>	[Function]
returns true, if <i>thing</i> is a class but not a metaclass of resource.	
<b>rdf-instance-p</b> <i>thing</i>	[Function]
returns true, if <i>thing</i> is an instance of rdfs:Resource but not an instance of rdfs:Class.	
<b>resource?</b> <i>symbol</i>	[Function]
returns true, if <i>symbol</i> is a symbol and its value is a resource.	
<b>class?</b> <i>symbol</i>	[Function]
returns true, if <i>symbol</i> is a symbol and its value is a class of resource.	
<b>metaclass?</b> <i>symbol</i>	[Function]
returns true, if <i>symbol</i> is a <i>symbol</i> and its value is a meta class of resource.	
<b>strict-class?</b> <i>symbol</i>	[Function]
returns true, if <i>symbol</i> is a symbol and its value is a class but not a metaclass of resource.	
<b>instance?</b> <i>symbol</i>	[Function]
returns true, if <i>symbol</i> is a symbol and its value is an instance of resource.	

## 5.2 rdf:type and rdfs:subClassOf

**Figure 5.1** depicts class-instance relations described with `rdf:type` property. Class-subclass relations are described with `rdfs:subClassOf` property, and property-subproperty relations are described with `rdfs:subPropertyOf` in RDFS vocabulary.

To get `rdf:type` property value of resources, you may use **gx:type-of** and `cl:class-of`<sup>23</sup> function. Note that **gx:type-of** is customized type-of function for resources instead of `cl:type-of` so that it brings RDFS semantics, but `cl:class-of` is a native function in CLOS. Therefore, while **gx:type-of** for `rdfs:Class` returns `rdfs:Class` in RDFS semantics, `cl:class-of` for `rdfs:Class` returns actual metaclass object of `rdfs:Class` in

<sup>23</sup> <http://www.franz.com/support/documentation/8.0/ansicl/dictentr/class-of.htm>

CLOS as shown below.

```

gx-user(10): (type-of 1)
xsd:byte
gx-user(11): (type-of "1"^^xsd:integer)
xsd:integer
gx-user(14): (type-of rdf:Property)
rdfs:Class
gx-user(15): (class-of rdf:Property)
#<_rdfsClass rdfs:Class>
gx-user(16): (type-of rdfs:comment)
rdf:Property
gx-user(17): (class-of rdfs:comment)
#<rdfs:Class rdf:Property>
gx-user(18): (type-of rdfs:Datatype)
rdfs:Class
gx-user(19): (class-of rdfs:Datatype)
#<_rdfsClass rdfs:Class>
gx-user(20): (type-of rdfs:Class)
rdfs:Class
gx-user(21): (class-of rdfs:Class)
#<metaRDFSclass _rdfsClass>

```

**type-of resource**

[Function]

returns the name of the class of *resource*. This function is almost same as `cl:type-of`, but exactly obeys RDFS semantics. The return value for `rdfs:Class` object is the name of itself.

To get instances of a class, the function **collect-direct-instances-of** retrieves the direct instances of a class, and the function **collect-all-instances-of** collects all instances from the class and its subclasses.

```

gx-user(31): (collect-direct-instances-of rdf:List)
(#<rdf:List rdf:nil>)
gx-user(32): (collect-all-instances-of rdfs:Class)
(#<rdfs:Class |rdfs:Resource|> #<rdfs:Class rdf:Alt>
#<rdfs:Class rdf:Seq> #<rdfs:Class rdf:Bag>
#<rdfs:Class rdfs:ContainerMembershipProperty>
#<rdfs:Class rdfs:Literal> #<rdfs:Class rdfs:Container>
#<rdfs:Class gx::shadow-class> #<rdfs:Class rdf:List>
#<rdfs:Class gx::ill-structured-XMLLiteral> ...)

```

**collect-direct-instances-of class**

[Method]

*class* is a symbol or a class object. This method returns instances that are directly defined to *class*. Note that this does not affect literal classes.

**collect-all-instances-of class**

[Method]

*class* is a symbol or a class object. This method returns instances that are defined to *class* and subclasses of *class*. For OWL classes, this method collects not only direct instances of *class* and its subclasses but also indirect instances by OWL semantics.

Note that **gx:typep** also accepts URIs, QName symbols, and literal data in different semantics from

cl:typep.

```

gx-user(7): (typep <http://somewhere/> rdfs:Resource)
t
t
gx-user(8): (typep "This is literal." rdfs:Resource)
t
t
gx-user(9): (typep 1 rdfs:Resource)
t
t
gx-user(10): (typep "This is literal." rdfs:Literal)
t
t
gx-user(11): (typep 1 rdfs:Literal)
t
t

```

**typep** *resource type*

[Function]

---

returns true if *resource* is a member of *type* in RDF semantics.

The class-subclass relation in RDF is defined with `rdfs:subClassOf` property, and the relation is similar to the CLOS class-subclass relation. However, **gx:subtypep** is available to test class-subclass relation in the semantics of RDF. Namely, it accepts URIs, QName symbols, and data types in different way from `cl:subtypep`. See the followings.

```

gx-user(35): (subtypep rdf:Alt rdfs:Container)
t
t
gx-user(36): (subtypep rdf:Alt rdfs:Resource)
t
t
gx-user(37): (subtypep <http://www.w3.org/1999/02/22-rdf-syntax-ns#Alt>
              rdfs:Resource)
t
t
gx-user(38): (subtypep xsd:integer rdfs:Literal)
t
t
gx-user(39): (subtypep xsd:integer rdfs:Resource)
t
t

```

**subtypep** *type1 type2*

[Function]

---

returns true if *type1* is a subtype of *type2* in RDF semantics.

The `rdfs:subClassOf` value of a resource class is retrieved using slot-value with slot-name `rdfs:subClassOf`.

```

gx-user(40): (slot-value rdf:Alt 'rdfs:subClassOf)
#<rdfs:Class rdfs:Container>

```

### 5.3 rdfs:subPropertyOf

The properties, which are instances of `rdf:Property`, have super-property and sub-property notion, although CLOS instances do not have the super-sub relation on slots. Therefore, the super-sub notion upon properties is implemented in SWCLOS. **subproperty-p** tests the super-sub relation on property. **superproperty-of** and **subproperty-of** functions retrieve direct super-properties and sub-properties of a parameter. The detail of property is explained at Section 8.

```

gx-user(3): (subproperty-p rdfs:isDefinedBy rdfs:seeAlso)
t
gx-user(4): (subproperty-of rdfs:seeAlso)
(#<rdf:Property rdfs:isDefinedBy>)
gx-user(5): (superproperty-of rdfs:isDefinedBy)
(#<rdf:Property rdfs:seeAlso>)

```

---

**subproperty-p** *property1 property2* [Function]

returns true, if *property1* is an subproperty of *property2*. Otherwise, false is returned.

---

**superproperty-of** *property* [Function]

returns a direct superproperty of *property*, if exists. Otherwise, `cl:nil` is returned.

---

**subproperty-of** *property* [Function]

returns a direct subproperty of *property*, if exists. Otherwise, `cl:nil` is returned.

### 5.4 Properties and Slots

In RDF, the property is the first-class entity that exists as resource. Therefore, the property resource exists as CLOS object, an instance of the class `rdf:Property`, in SWCLOS.

An RDF triple, *subject/predicate/object* is realized by a subjective object, a slot name, and its slot value in SWCLOS. Therefore, getting an object value in a triple in RDF graph is equal to getting a slot value of the slot name corresponding to the property name.

Note that the line 2 in the following example just demonstrates `rdfs:comment` resource object as the first-class entity. The line 3 shows the role of property as predicate in triples. The line 4 shows the comment value on `rdfs:comment`. Please see the difference and distinguish a property as an resource object and a property as predicate or a role of binary relationship.

```

gx-user(2): rdfs:comment
#<rdf:Property rdfs:comment>
gx-user(3): (slot-value rdfs:Resource 'rdfs:comment)
"The class resource, everything."
gx-user(4): (slot-value rdfs:comment 'rdfs:comment)
"A description of the subject resource."

```

However, `rdf:type` has very special semantics. It specifies the type of object, and it is transformed to a class-instance relation in CLOS. Therefore, we get `rdf:type` value in several ways.

```

gx-user(2): (slot-value rdfs:comment 'rdf:type)
#<rdfs:Class rdf:Property>
gx-user(3): (class-of rdfs:comment)
#<rdfs:Class rdf:Property>
gx-user(4): (type-of rdfs:comment)
rdf:Property
gx-user(5): (-> rdfs:comment rdf:type)
rdf:Property

```

The function '`->`' allows users to traverse over an RDF graph according to a given path and returns the value (node name or literal) at the arrival point.

```

gx-user(6): (-> rdfs:comment rdf:type rdf:type)
rdfs:Class
gx-user(7): (-> rdfs:comment rdf:type rdf:type rdfs:comment)
"The class of classes."
gx-user(8): (-> rdfs:comment rdf:type rdf:type rdfs:comment rdf:type)
xsd:string

```

`-> node edge1 ...`

[Function]

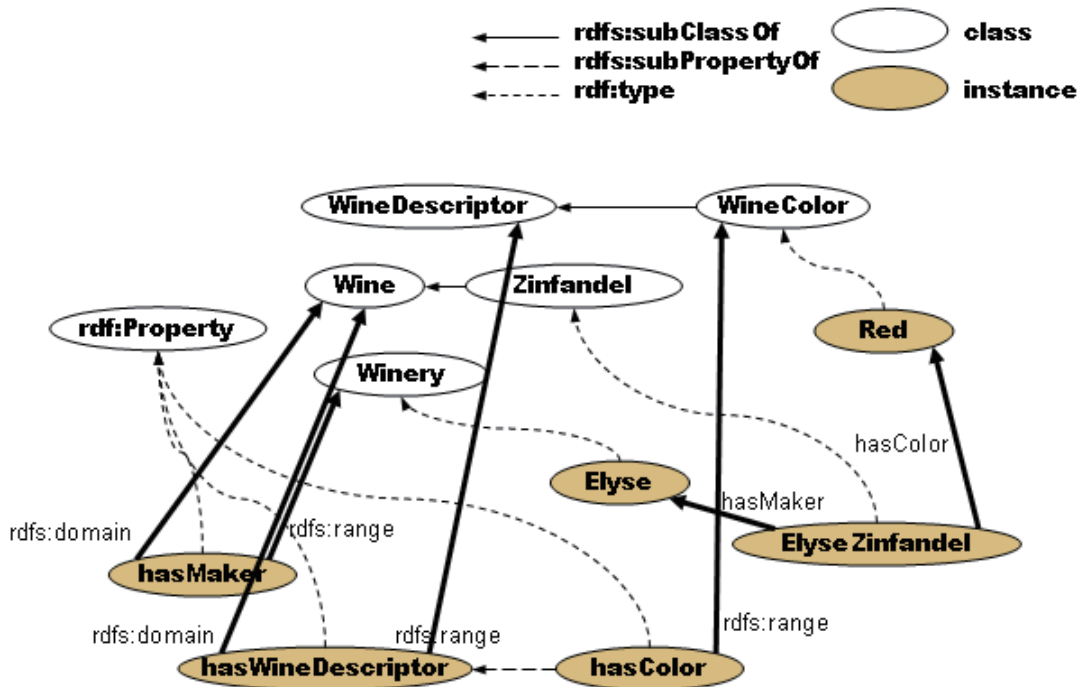
---

starting at node, this function traverses over the RDF graph according to the path given as parameters, `edge1 ...`, and returns the arrival node. In case of multiple paths are possible, this function takes one route encountered at first. If there is no route which coincides with path, `cl:nil` is returned. If an edge is a list, i.e., a specifier for edge, in which the first is a property name and the second is a type specifier as filter, then a route where the designated type satisfies the edge value as type is chosen. Note that this search has no backtrack.

## 5.5 Adding Resource Objects and Forward Reference

In CLOS, a class must be defined before making its instance. A CLOS programmer cannot add a slot value to an instance object without the slot definition upon the class. In contrast, adding a triple, *subject/predicate/object*, is a basic manner in constructing ontology in RDF. It implies that SWCLOS must add a slot value without the slot definition in the class. Therefore, SWCLOS enabled the piecewise slot addition for objects. Furthermore, the capability for forward referencing is required. Namely, SWCLOS must be able to accept undefined classes and instances as referent. Fortunately we have the principle of monotonicity in Semantic Webs and many entailment rules in RDF, RDFS and OWL. SWCLOS exploited the principle of monotonicity and a number of entailment rules in order to realize the forward referencing for objects. See SWCLOS papers [Koide04,Koide05,Koide06,Koide09] on theoretical details. In this document, we explain the usage of this piecewise adding functionality.

**Figure 5.2** illustrates a part of Wine Ontology described in RDFS rather than OWL. You may make this RDF graph in a usual manner of CLOS object definition, namely in order from abstract classes to special classes and from classes to instances. However, SWCLOS allows you to define any object in any order with the premise of monotonicity principle. SWCLOS ensures the final result shown in Figure 5.2, when all pieces of knowledge are inputted.



**Figure 5.2** RDF Graph in Wine Ontology

The followings are an example to create the RDF graph shown in Figure 5.2.

```

gx-user(2): (defpackage vin)
#<The vin package>
gx-user(3): (defIndividual vin::ElyseZinfandel
              (rdf:type vin::Zinfandel)
              (vin::hasMaker vin::Elyse))
Warning: Entail by rdf1: vin::hasMaker rdf:type rdf:Property.
Warning: Range entail by rdf:type: vin::Zinfandel rdf:type rdfs:Class.
#<vin:Zinfandel vin:ElyseZinfandel>
gx-user(4): vin:Elyse
#<|rdfs:Resource| vin:Elyse>
gx-user(5): (defIndividual vin:Elyse (rdf:type vin::Winery))
Warning: Range entail by rdf:type: vin::Winery rdf:type rdfs:Class.
#<vin:Winery vin:Elyse>
gx-user(6): (defConcept vin:Zinfandel (rdfs:subClassOf vin::Wine))
Warning: Range entailX1 by rdfs:subClassOf: vin::Wine rdf:type rdfs:Class.
#<rdfs:Class vin:Zinfandel>
gx-user(7): (slot-value vin:Zinfandel 'rdfs:subClassOf)
#<rdfs:Class vin:Wine>

```

```

gx-user(8): (subtypep vin:Zinfandel rdfs:Resource)
t
t

```

At the beginning of the example above, a lisp package named 'vin' was created for Wine Ontology. Then, vin:ElyseZinfandel, whose maker is vin:Elyse, was defined. Note that all of 'vin' vocabulary in Wine Ontology are to be interned in 'vin' package before reading as QName. Otherwise, when you input a new symbol as QName, you must use double colons, because you have no way to make exported symbols directly with neither calling export function nor defining them at the time of the package definition. Since SWCLOS interprets lisp symbols at the position of resources as QName and automatically exports them, then you may specify the QName symbols with one colon afterwards.

The macro **defIndividual** is used to define an individual or an instance of resource. At line 3, vin:Zinfandel, vin:hasMaker, and vin:Elyse are referred to but not defined as QName yet. So, SWCLOS reasoned out at least that vin:Zinfandel must be an instance of rdfs:Class, vin:hasMaker must be an instance of rdf:Property, and vin:Elyse must be an instance of rdfs:Resource using some of entailment rules in RDF and RDFS. See Section 9. The line 3 in the above example not only made an instance slot for vin:ElyseZinfandel, vin:hasMaker and vin:Elyse, but also automatically defined the CLOS slot definition of vin:hasMaker at the class vin:Zinfandel.

The line 4 to 5 shows the type of vin:Elyse is changed from rdfs:Resource to vin:Winery. Note that vin:Winery is a subclass of rdfs:Resource and shares rdfs:Class as its type with rdfs:Resource. The line 6 to 8 demonstrates that vin:Wine is added into the rdfs:subClassOf slot of vin:Zinfandel. Exactly, the superclass of vin:Zinfandel is refined from rdfs:Resource to vin:Wine, because it is directed, and rdfs:Resource as superclass of vin:Zinfandel is involved by the transitivity of subsumption through vin:Wine. Thus, the automatic redefinition in SWCLOS is possible and knowledge monotonously increases. The forward reference involves the entailment through the various entailment rules, and the statement of explicit assertion refines the results of earlier entailing.

---

**defIndividual** *name (role1 filler1) ...* [Macro]

*name* is a QName symbol or unexported lisp symbol of this individual, and *role* is a property name (symbol) including rdf:type etc., and *filler* is a value of the property. This macro generates and evaluates the form like '(addForm (:name *name*) (*role1 filler1*) ... )'. If an rdf:type value is not supplied, the most specific concepts of domain restrictions are calculated and used. If there is no rdf:type indication and no domain restrictions, the default value is rdfs:Resource. A *filler* may be a sub form in **addForm** calling sequence. See **addForm** for the syntax detail. See page 17.

---

**defConcept** *name (role1 filler1) ...* [Macro]



This macro works as same as **defIndividual** but the default `rdf:type` value is `rdfs:Class`.

**defProperty** *name (role1 filler1) ...*

[Macro]

This macro works as same as **defIndividual** but the default `rdf:type` value is `rdf:Property`.

## 5.6 Adding Slots

In class-based Object-Oriented Programming Language like CLOS, slot structures in an instance must be defined before making the instance. However, in RDF, a property as predicate and its value can be defined at any RDF graph node (subject) within the domain restriction on the property. Therefore, it is enabled to add any slot (pair of role and filler) to any resource object without the explicit slot definition in the class. SWCLOS automatically adds the new slot definition in the class on the demand of new slot addition to an individual.

There is no special function for users to add new slots into objects in SWCLOS. Instead you can add new slots using **defIndividual** or **defConcept** macro, piecwisely. SWCLOS accepts such piecwise and multiple definitions for multiple slots on a resource. After the above example, you can add a new slot (`vin:hasColor vin:Red`) to `vin:ElyseZinfandel` as follows.

```
gx-user(9): (defIndividual vin:ElyseZinfandel (vin::hasColor vin::Red))
Warning: Entail by rdf1: vin::hasColor rdf:type rdf:Property.
#<vin:Zinfandel vin:ElyseZinfandel>
gx-user(10): (get-form vin:ElyseZinfandel)
(|rdfs:Resource| vin:ElyseZinfandel (rdf:type vin:Zinfandel)
      (vin:hasMaker vin:Elyse) (vin:hasColor vin:Red))
```

## 5.7 Adding Slot Values

Setting a slot value shows very different behaviors in SWCLOS. (`setf slot-value`) is available but it does not overwrite an old value. It just adds a new value into the slot value. Precisely, if both an old value and a new value are not a list and different from each other, the result of adding is a list of old and new value. If both are a list, the result is a union of both. If one of them is not a list, it is added (`adjoin`) to another value as a set element. This is from the monotonicity principle in Semantic Webs.

```
gx-user(17): (defIndividual MyResource (myProp "original one"))
Warning: Entail by rdf1: myProp rdf:type rdf:Property.
#<|rdfs:Resource| MyResource>
gx-user(18): (slot-value MyResource 'myProp)
"original one"
gx-user(19): (setf (slot-value MyResource 'myProp) "added 1st")
("added 1st" "original one")

gx-user(20): (setf (slot-value MyResource 'myProp) "added 2nd")
```

```

("added 2nd" "added 1st" "original one")
gx-user(21): (slot-value MyResource 'myProp)
("added 2nd" "added 1st" "original one")

```

When you add same value that is already stored in the slot, nothing happens.

```

gx-user(22): (setf (slot-value MyResource 'myProp) "added 1st")
Warning: Ignored: #<|rdfs:Resource| MyResource> myProp "added 1st".
("added 2nd" "added 1st" "original one")
gx-user(23): (slot-value MyResource 'myProp)
("added 2nd" "added 1st" "original one")

```

## 5.8 Adding Multiple Types

A CLOS object belongs to only one class. However, an instance in RDF may be a member of multiple classes. In order to solve this problem, we set up an invisible class that is an instance of metaclass **gx::shadowed-class**. For example, suppose SaucelitoCanyonZinfandel1998 in Wine Ontology is an instance of Zinfandel and Vintage, SWCLOS set a shadowed-class named Zinfandel.0 that has Zinfandel and Vintage as its superclass.

```

gx-user(2): (defpackage vin)
#<The vin package>
gx-user(3): (defIndividual vin::SaucelitoCanyonZinfandel1998
              (rdf:type vin::Zinfandel)
              (rdf:type vin::Vintage))
Warning: Range entail by rdf:type: vin::Zinfandel rdf:type rdfs:Class.
Warning: Range entailX2 by rdf:type: vin::Vintage rdf:type rdfs:Class.
Warning: Multiple classing with
      (#<rdfs:Class vin:Zinfandel> #<rdfs:Class vin:Vintage>) for
      #<vin:Zinfandel vin:SaucelitoCanyonZinfandel1998>
      #<vin:Zinfandel.0 vin:SaucelitoCanyonZinfandel1998>
gx-user(4): (typep vin:SaucelitoCanyonZinfandel1998 vin:Zinfandel)
t
t
gx-user(5): (typep vin:SaucelitoCanyonZinfandel1998 vin:Vintage)
t
t
gx-user(6): (type-of vin:SaucelitoCanyonZinfandel1998)
(vin:Vintage vin:Zinfandel)

```

## 5.9 Extension of property and slot definition

A set of all triples whose predicate is a specific property is called the *extension of property* in RDF<sup>24</sup>. A slot in an instance of CLOS is captured as one element of the extension of a property of slot name. In CLOS, we have the slot-definition objects that are allocated for a class metaobject and shared by its instances. A

---

<sup>24</sup> <http://www.w3.org/TR/rdf-mt#defexten>

slot definition object in a class holds a slot-name and a type constraint for the slot value. SWCLOS also keeps the subject information on the property extension in the slot-definition objects. Furthermore, every slot definition object for a RDF entity is linked to by a property resource object. Function **collect-all-extensions-of** collects all elements in the extension of a property and lists up them.

```

gx-user(53): rdfs:comment
#<rdf:Property rdfs:comment>
gx-user(54): (find 'rdfs:comment (mop:class-slots rdfs:Class)
              :key #'name)
#<gx::Property-effective-slot-definition rdfs:comment @ #x20a9520a>
gx-user(55): (cl:typep
              (find 'rdfs:comment (mop:class-slots rdfs:Class)
                    :key #'name)
              'mop:slot-definition)
t
gx-user(56): (collect-all-extensions-of rdfs:comment)
((#<rdf:List rdf:nil>
  "The empty list, with no items in it. If the rest of a list is nil then the
list has no more items in it.")
 (#<rdf:Property rdfs:domain> "A domain of the subject property.")
 (#<rdf:Property rdfs:range> "A range of the subject property.")
 (#<rdf:Property rdfs:subPropertyOf>
  "The subject is a subproperty of a property.")
 (#<rdf:Property rdfs:subClassOf> "The subject is a subclass of a class.")
 (#<rdf:Property rdf:type> "The subject is an instance of a class.")
 (#<rdf:Property rdf:predicate>
  "The predicate of the subject RDF statement.")
 (#<rdf:Property rdf:subject> "The subject of the subject RDF statement.")
 (#<rdf:Property rdf:object> "The object of the subject RDF statement.")
 (#<rdf:Property rdf:first> "The first item in the subject RDF list.") ...)
```

---

**collect-all-extensions-of** *property*

**[Function]**

collects an element of the extension of *property* and returns a list of role and filler pairs.

## 6. String, Number, Datatype, and Lang

### 6.1 Literal

The string and number that appear in RDF are called literal. Every literal in RDF is an instance of `rdfs:Literal`. The class `rdf:XMLLiteral` is a subclass of `rdfs:Literal` and a class of all XML Schema data, which includes `xsd:string` and `xsd:decimal` and so on. It implies that every XML Schema data is also an instance of `rdfs:Literal`, and every literal is also an instance of `rdfs:Resource`, because `rdfs:Literal` is a subclass of `rdfs:Resource`.

```

gx-user(11): (subtypep xsd:string rdfs:Literal)
t
t
gx-user(12): (typep "this is a string." rdfs:Literal)
t
t
gx-user(13): (typep "this is an XML string."@en rdf:XMLLiteral)
t
t
gx-user(14): (typep 1.23 rdfs:Literal)
t
t
gx-user(15): (typep 1.23 xsd:float)
t
t
gx-user(16): (typep 1.23 rdfs:Literal)
t
t
gx-user(17): (typep "1.23"^^xsd:float xsd:float)
t
t
gx-user(18): (typep "1.23"^^xsd:float rdfs:Literal)
t
t
gx-user(19): (typep "this is a string." rdfs:Resource)
t
t
gx-user(20): (typep 1.23 rdfs:Resource)
t
t

```

Note that **gx:typep** and **gx:subtypep** are used in the above demonstration. SWCLOS can accept language-taged string as shown in line number 13, and xsd-typed data notation as shown in line number 17 and 18 through special reader macro **rdf::read-string** for trailing character '@' and double characters '^' after a string, respectively, instead of Common Lisp original reader macro for string. In read-eval-print loop (REPL) of lisp, a lexical token of string is read, the evaluation immediately returns the string object, if it is a plane string, then it is printed by lisp system as string so that the same character sequence as input is printed. As well as plane string, a language-taged string is read in SWCLOS's REPL. Then, the reader

macro makes a form that creates an instance of **rdf:inLang** structure and hands it to the eval function in REPL. So, the lisp system returns an instance of **rdf:inLang** structure. Similarly, for a string with **xsd-type**, the reader macro works the same way for the designated **xsd** class.

```

gx-user(8): (quote "This is a test."@en)
(@ "This is a test." "en")
gx-user(9): (eval '"This is a test."@en)
"This is a test."@en
gx-user(10): "This is a test."@en
"This is a test."@en
gx-user(11): (quote "1.23"^^xsd:float)
(^^ "1.23" xsd:float)
gx-user(12): (eval '"1.23"^^xsd:float)
"1.23"^^xsd:float
gx-user(13): "1.23"^^xsd:float
"1.23"^^xsd:float

```

Method **value-of** allows users to get mapped value in lisp.

```

gx-user(15): (value-of "1.23"^^xsd:float)
1.23

```

---

**@ content lang** [Function]

makes an instance of **rdf:inLang** and returns it. *content* must be a string. *lang* may be a string, or a symbol.

---

**^^ value type** [Function]

creates an instance of XML data type *type* with value and returns it. *value* is a string or a lisp data that conforms to *type*. *type* may be an CLOS object or a symbol.

---

**value-of datum** [Method]

When *datum* is an instance of **rdf:XMLLiteral**, this method returns the value of *datum*.

## 6.2 XSD Datatypes in SWCLOS

In RDF semantics, **specific ones out of built-in datatypes in XML Schema**<sup>25</sup> are introduced in RDF. In SWCLOS, further limited numbers of datatypes out of datatypes in RDF are defined as lisp datatypes as follows.

---

<sup>25</sup> <http://www.w3.org/TR/rdf-mt/#XSDtable>

Lisp Type	Definition in Lisp	Ex. in S-expression
xsd:unsignedByte	(cl:unsigned-byte 8)	255
xsd:unsignedShort	(cl:unsigned-byte 16)	65535
xsd:unsignedInt	(cl:unsigned-byte 32)	4294967295
xsd:unsignedLong	(cl:unsigned-byte 64)	18446744073709551615
xsd:nonNegativeInteger	cl:unsigned-byte	0
xsd:byte	(cl:signed-byte 8)	127
xsd:short	(cl:signed-byte 16)	32767
xsd:int	(cl:signed-byte 32)	2147483647
xsd:long	(cl:signed-byte 64)	9223372036854775807
xsd:integer	cl:integer	1234567890
xsd:positiveInteger	(cl:integer 1 *)	1
xsd:nonPositiveInteger	(cl:integer * 0)	0
xsd:negativeInteger	(cl:integer cl:* -1)	-1
xsd:float	cl:single-float	1.0
xsd:double	cl:double-float	1.0d0
xsd:decimal	cl:rational	(rational 1.0)
xsd:string	cl:string	"string?"
xsd:boolean	(cl:member xsd:true xsd:false)	xsd:false
xsd:anyURI	net.uri:uri	(uri "http://somewhere/")
xsd:anySimpleType	(or xsd:boolean xsd:anyURI xsd:string xsd:float xsd:double xsd:decimal)	"simple-type?"

Therefore, you can check a lisp datum in S-expression against the xsd types defined as lisp type as follows.

```

gx-user(7): (cl:typep 1 'xsd:positiveInteger)
t
gx-user(8): (cl:typep 1 'xsd:nonNegativeInteger)
t
gx-user(9): (cl:typep 1 'xsd:integer)
t
gx-user(10): (cl:typep 1 'xsd:int)
t
gx-user(11): (cl:typep 1 'xsd:decimal)
t
gx-user(12): (cl:typep 1 'xsd:unsignedByte)
t
gx-user(13): (cl:typep 1 'xsd:anySimpleType)
t

```

Moreover, each xsd type in lisp has an RDF datatype object as symbol value of the datatype, and **gx:typep** interprets a datum in lisp not only as lisp datatype but also as RDF datatype, if it is a plane literal (non-typed-literal) or a lisp datum.

```

gx-user(14): xsd:positiveInteger
#<rdfs:Datatype xsd:positiveInteger>
gx-user(15): xsd:integer
#<rdfs:Datatype xsd:integer>
gx-user(16): (typep 1 xsd:positiveInteger)
t
t
gx-user(17): (typep 1 xsd:nonNegativeInteger)
t
t
gx-user(18): (typep 1 xsd:integer)
t
t
gx-user(19): (typep 1 xsd:int)
t
t
gx-user(20): (typep 1 xsd:decimal)
t
t
gx-user(21): (typep 1 xsd:unsignedByte)
t
t
gx-user(22): (typep 1 xsd:anySimpleType)
t
t

```

On the other hand, a typed literal in RDF is mapped to an instance of RDF data type class in SWCLOS, and each typed-data instance is also interpreted by **gx:typep** as follows.

```

gx-user(8): (typep "1"^^xsd:integer xsd:integer)
t
t
gx-user(9): (typep "1"^^xsd:integer xsd:positiveInteger)
common-lisp:nil
t
gx-user(10): (typep "1"^^xsd:positiveInteger xsd:integer)
t
t
gx-user(11): (typep "1"^^xsd:positiveInteger xsd:positiveInteger)
t
t

```

Note that xsd:integer subsumes xsd:positiveInteger, so that "1"^^positiveInteger is an instance of xsd:positiveInteger and xsd:integer, too, but "1"^^integer is not an instance of xsd:positiveInteger, although the values of both in the value space are equal.

Every datatype is an instance of `rdfs:Datatype`. Note that `rdf:XMLLiteral` and `xsd:integer`, etc. are a class. So, `rdfs:Datatype` is a metaclass.

```

gx-user (21): (typep xsd:integer rdfs:Datatype)
t
t
gx-user (22): (typep rdf:XMLLiteral rdfs:Datatype)
t
t
gx-user (23): (strict-class-p xsd:integer)
t
gx-user (24): (rdf-metaclass-p rdfs:Datatype)
t

```

Function **`datatype?`** checks whether or not it is an XSD datatype for a symbol parameter, and **`datatype-p`** checks for a datatype object (an instance of **`rdfs:Datatype`**).

```

gx-user (31): (datatype? 'xsd:integer)
t
gx-user (32): (datatype-p xsd:integer)
t

```

---

**`datatype?`** *symbol* [Function]

This predicate returns true if *symbol* is bound, and the symbol-value is an instance of `rdfs:Datatype`.

---

**`datatype-p`** *x* [Function]

This predicate returns true if *x* is an instance of `rdfs:Datatype`.

### 6.3 `xml:lang` in SWCLOS

The `xml:lang`<sup>26</sup> attribute in RDF syntax can be used on any node element or property element in RDF/XML syntax to indicate that the included content is in the given language. See the following example, which is taken from W3C RDF/XML Syntax Specification (Revised)<sup>27</sup>.

---

<sup>26</sup> <http://www.w3.org/TR/2004/REC-rdf-syntax-grammar-20040210/#section-Syntaxlanguages>

<sup>27</sup> <http://www.w3.org/TR/rdf-syntax-grammar/#section-Syntax-languages>



```
<?xml version="1.0" encoding="utf-8"?>
<rdf:RDF xmlns:rdf="http://www.w3.org/1999/02/22-rdf-syntax-ns#"
  xmlns:dc="http://purl.org/dc/elements/1.1/">
  <rdf:Description rdf:about="http://www.w3.org/TR/rdf-syntax-grammar">
    <dc:title>RDF/XML Syntax Specification (Revised)</dc:title>
    <dc:title xml:lang="en">RDF/XML Syntax Specification (Revised)</dc:title>
    <dc:title xml:lang="en-US">RDF/XML Syntax Specification (Revised)</dc:title>
  </rdf:Description>
  <rdf:Description rdf:about="http://example.org/buecher/baum" xml:lang="de">
    <dc:title>Der Baum</dc:title>
    <dc:description>Das Buch ist außergewöhnlich</dc:description>
    <dc:title xml:lang="en">The Tree</dc:title>
  </rdf:Description>
</rdf:RDF>
```

In reading RDF/XML forms, the `xml:lang` attribute on node elements is parsed as it is an attribute. The `xml:lang` attribute on property element is transformed as if it envelopes the role value as sub-role. Therefore, the above RDF/XML forms are interpreted and transformed to the following S-expressions.

```
(rdf:Description (rdf:about <uri http://www.w3.org/TR/rdf-syntax-grammar>)
  (dc:title "RDF/XML Syntax Specification (Revised)")
  (dc:title (:en "RDF/XML Syntax Specification (Revised)")
  (dc:title (:en-us "RDF/XML Syntax Specification (Revised)"))))
(rdf:Description (rdf:about <uri http://example.org/buecher/baum>)
  (xml:lang :de)
  (dc:title "Der Baum")
  (dc:description "Das Buch ist außergewöhnlich")
  (dc:title (:en "The Tree")))
```

SWCLOS keeps and maintains the language environment according to the order and the nest structure of RDF/XML language designation. Therefore, at the second `rdf:Description` form in the above example, the German environment is set up at the language tag `'de'` at first, then the English environment is established in the German environment at the `'en'` envelope. As a result, We obtain the followings.

```
gx-user(9): (read-rdf-file #'addRdfXml "SWCLOS/example08.rdf")
Warning: Entail by rdf1: dc:title rdf:type rdf:Property.
Warning: Entail by rdf1: dc:description rdf:type rdf:Property.
:done
gx-user(10): (slot-value
<<http://www.w3.org/TR/rdf-syntax-grammar>> 'dc:title)
("RDF/XML Syntax Specification (Revised)"
 "RDF/XML Syntax Specification (Revised)"@en
 "RDF/XML Syntax Specification (Revised)"@en-US)
gx-user(11): (slot-value <<http://example.org/buecher/baum>> 'dc:title)
("Der Baum"@de "The Tree"@en)
gx-user(12): (slot-value <<http://example.org/buecher/baum>> 'dc:description)
"Das Buch ist außergewöhnlich"@de
```

Where such an expression as "Der Baum"@de and "The Tree"@en is an instance of **rdf:inLang** structure, which is printed as it looks like a lexical form of plain literal with language option. See **ISO 639-1 alpha-2 language code**<sup>28</sup> about the optional lang code.

**rdf:inLang** [Structure]

---

A structure for plain literal with language option. The instance has two values for lang slot and content slot. Lisp prints this object like plain literal with option, *content@lang*.

**lang? x** [Function]

---

returns true if *x* is the keyword symbol that matches one of the ISO 639-1alpha-2 language code.

---

<sup>28</sup> [http://www.loc.gov/standards/iso639-2/php/code\\_list.php](http://www.loc.gov/standards/iso639-2/php/code_list.php)



```

Warning: Entail by rdf1: vCard::FN rdf:type rdf:Property.
Warning: Entail by rdf1: vCard::N rdf:type rdf:Property.
Warning: Entail by rdf1: vCard::Given rdf:type rdf:Property.
Warning: Entail by rdf1: vCard::Family rdf:type rdf:Property.
#<|rdfs:Resource| somewhere:JohnSmith>
gx-user(6): (defIndividual somewhere::BeckySmith
              (rdf:about "http://somewhere/BeckySmith")
              (vCard:FN "Becky Smith")
              (vCard:N (rdfs:Resource (vCard:Given "Becky")
                                      (vCard:Family "Smith"))))
#<|rdfs:Resource| somewhere:BeckySmith>
gx-user(7): (defIndividual _:bag01 (rdf:type rdf:Bag)
              (rdf::_1 somewhere:BeckySmith)
              (rdf::_2 somewhere:JohnSmith))
Warning: Entail by rdf1: rdf::_1 rdf:type rdf:Property.
Warning: Entail by rdf1: rdf::_2 rdf:type rdf:Property.
#<rdf:Bag :anonymous>
gx-user(8): (get-form _:bag01)
(rdf:Bag (rdf:type rdf:Bag)
         (rdf::_1 somewhere:BeckySmith)
         (rdf::_2 somewhere:JohnSmith))

```

In SWCLOS, ordinal properties are initially not defined. However, if you put them in proper position, it is automatically defined as an instance of `rdfs:ContainerMembershipProperty`.

In Figure 7.1, the top node is a blank node, then we put it a blank node identifier `_:bag01`. Note that a blank node object is bound to a designated blank node ID. In SWCLOS, a node name is not mandatory even if in the top level node, but it is preferable to put a node identifier for convenience.

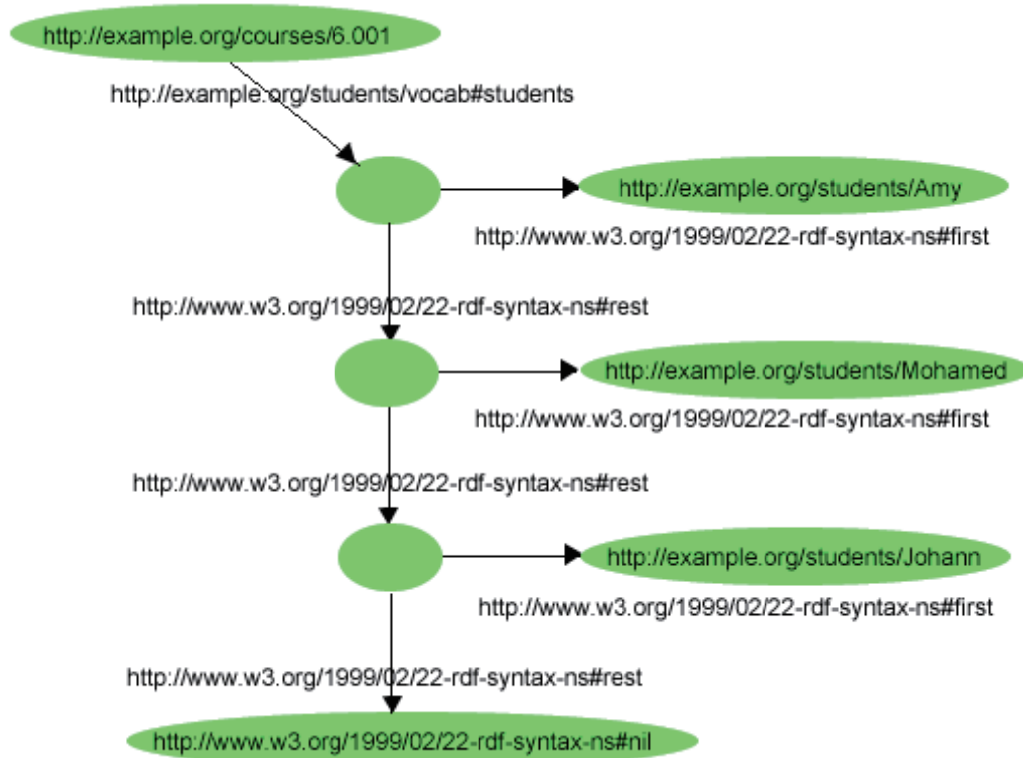
## 7.2 List

In RDF semantics, we can make an instance of `rdf:List` with `rdf:first`, `rdf:rest` and `rdf:nil`.

**Figure 7.2** shows an example of list structure in RDF, which is from RDF Primer<sup>29</sup>.

---

<sup>29</sup> <http://www.w3.org/TR/rdf-primer#figure16>



**Figure 7.2 An RDF Collection (list structure) (from RDF Primer)**

This RDF graph is encoded as follows straightforwardly.

```

gx-user(2): (defpackage eg (:documentation "http://example.org/"))
#<The eg package>
gx-user(3): (defpackage vocab
              (:documentation "http://example.org/students/vocab/"))
#<The vocab package>
gx-user(4): (defIndividual eg::courses/6.001
              (rdf:about "http://example.org/courses/6.001")
              (vocab::students
               (rdf:List
                (rdf:first (rdfs:Resource
                           (rdf:about "http://example.org/students/Amy"))))
                (rdf:rest
                 (rdf:List
                  (rdf:first
                   (rdfs:Resource
                    (rdf:about "http://example.org/students/Mohamed"))))
                  (rdf:rest
                   (rdf:List
                    (rdf:first
                     (rdfs:Resource
                      (rdf:about "http://example.org/students/Johann"))))
                    (rdf:rest rdf:nil))))))))))
Warning: Entail by rdf1: vocab::students rdf:type rdf:Property.
#<|rdfs:Resource| eg:courses/6.001>

```

```

gx-user(5): (pprint (get-form eg:courses/6.001))
(|rdfs:Resource| eg:courses/6.001
 (rdf:about #<uri http://example.org/courses/6.001>)
 (vocab:students
  (rdf:List
   (rdf:first
    (rdfs:Resource (rdf:about #<uri http://example.org/students/Amy>)))
   (rdf:rest
    (rdf:List
     (rdf:first
      (rdfs:Resource
       (rdf:about #<uri http://example.org/students/Mohamed>)))
     (rdf:rest
      (rdf:List
       (rdf:first
        (rdfs:Resource
         (rdf:about #<uri http://example.org/students/Johann>)))
        (rdf:rest rdf:nil))))))))))

```

You can get any data in list using path traverse function '->' as follows.

```

gx-user(6): (get-form (-> eg:courses/6.001 vocab:students rdf:rest
                        rdf:rest rdf:first))
(rdfs:Resource (rdf:about #<uri http://example.org/students/Johann>))
gx-user(7): (-> eg:courses/6.001 vocab:students rdf:rest rdf:rest rdf:rest)
#<rdfs:List rdf:nil>

```

However, using `rdf:List` is very tedious for lisp programmers. We can use the lisp list to represent a collection of resources in SWCLOS. You may represent the collection of students as follows, whereas the RDF graph is not equal to Figure 7.2.

```

gx-user(7): (defIndividual eg::courses/6.002
 (rdf:about "http://example.org/courses/6.002")
 (vocab::students
  (rdfs:Resource (rdf:about "http://example.org/students/Amy"))
  (rdfs:Resource (rdf:about "http://example.org/students/Mohamed"))
  (rdfs:Resource
   (rdf:about "http://example.org/students/Johann"))))
#<|rdfs:Resource| eg:courses/6.002>
gx-user(8): (get-form eg:courses/6.002)
(|rdfs:Resource| eg:courses/6.002
 (rdf:about "http://example.org/courses/6.002")
 (vocab:students
  (rdfs:Resource (rdf:about "http://example.org/students/Amy"))
  (rdfs:Resource (rdf:about "http://example.org/students/Mohamed"))
  (rdfs:Resource (rdf:about "http://example.org/students/Johann"))))
gx-user(9): (-> eg:courses/6.002 vocab:students)
(#<rdfs:Resource :anonymous> #<rdfs:Resource :anonymous>
 #<rdfs:Resource :anonymous>)
gx-user(10): (mapcar #'get-form *)
((rdfs:Resource (rdf:about "http://example.org/students/Amy"))
 (rdfs:Resource (rdf:about "http://example.org/students/Mohamed"))
 (rdfs:Resource (rdf:about "http://example.org/students/Johann")))

```

Even though this input form does not contain `rdf:first` and `rdf:rest`, it is very easy for lisp programmers to imagine the above forms from the list structure in Figure 7.2.

## 8. Domain and Range

### 8.1 Adding Domain and Range Constraints

Each property in RDF may have its own attributes about the domain and the range. The domain value restricts the class of subject in triple of the extension of the property and the range value restricts the range of the property value. See Figure 5.2. To define a domain and a range of a property, use **defProperty** as follows.

```

gx-user(3): (defpackage vin)
#<The vin package>
gx-user(4): (defProperty vin::hasMaker
              (rdfs:domain vin::Wine)
              (rdfs:range vin::Winery))
Warning: Range entailX3 by rdfs:domain: vin::Wine rdf:type rdfs:Class.
Warning: Range entailX3 by rdfs:range: vin::Winery rdf:type rdfs:Class.
#<rdf:Property vin:hasMaker>

```

The defined domain and range value of property is retrieved by the accessor **rdfs:domain** and **rdfs:range**.

```

gx-user(6): (rdfs:domain vin:hasMaker)
#<rdf:Class vin:Wine>
gx-user(7): (rdfs:range vin:hasMaker)
#<rdf:Class vin:Winery>
gx-user(8): (rdfs:domain rdfs:comment)
#<rdf:Class rdfs:Resource>
gx-user(9): (rdfs:range rdfs:comment)
#<rdf:Class rdfs:Literal>

```

These accessor signals an error, if a property has no definition.

```

gx-user(10): (defProperty vin::hasColor
              (rdfs:range vin::WineColor))
Warning: Range entailX3 by rdfs:range: vin::WineColor rdf:type rdfs:Class.
#<rdf:Property vin:hasColor>
gx-user(11): (rdfs:range vin:hasColor)
#<rdf:Class vin:WineColor>
gx-user(12): (rdfs:domain vin:hasColor)
Error: The slot rdfs:domain is unbound in the object
#<rdf:Property vin:hasColor> of class #<rdf:Class rdf:Property>.
[condition type: unbound-slot]

```

You may use function **range-value** and **domain-value** without signaling an error, even if a property has no definition on domain or range value.

```

gx-user(13): (range-value vin:hasColor)
#<rdf:Class vin:WineColor>
gx-user(14): (domain-value vin:hasColor)
common-lisp:nil

```



---

**rdfs:domain** *property* [Accessor]

provides an access method for the domain value of *property*. This method signals an error, if the value is unbound.

---

**rdfs:range** *property* [Accessor]

provides an access method for the range value of *property*. This method signals an error, if the value is unbound.

---

**domain-value** *property* [Function]

returns the domain value of *property*. This function returns `cl:nil`, if the value is unbound.

---

**range-value** *property* [Function]

returns the range value of *property*. This function returns `cl:nil`, if the value is unbound.

The domain and range value is inherited from the super-properties defined through `rdfs:subPropertyOf`. In the following example, function **get-domain** accesses and retrieves the domain value of superproperties of `vin:hasColor`.

```

gx-user(19): (defProperty vin::hasColor
              (rdfs:subPropertyOf vin::hasWineDescriptor))
Warning: Range entailX3 by rdfs:subPropertyOf:
vin::hasWineDescriptor rdf:type rdf:Property.
#<rdf:Property vin:hasColor>
gx-user(20): (get-domain vin:hasColor)
common-lisp:nil
gx-user(21): (defProperty vin:hasWineDescriptor
              (rdfs:domain vin:Wine))
#<rdf:Property vin:hasWineDescriptor>
gx-user(22): (get-domain vin:hasColor)
#<rdfs:Class vin:Wine>

```

---

**get-domain** *property* [Function]

This function searches domains that are directly defined and inherited from its super properties and returns the most specific domain values. So, the return value may be a single value or a list of values. This function returns `cl:nil` if any defined domain is not found after the exhaustive search. However, note that `cl:nil` for domain value means `rdfs:Resource` in fact by RDFS semantics. If a disjoint pair of values found, **domain-condition-unsatisfiable** error is signaled.

---

**collect-domains** *properties* [Function]

collects domains from each of *properties* using **get-domain**. A property must be a symbol.

**domainp** *property domain* [Function]

returns true if *property*'s domain is a subclass of *domain*, or if some of *property*'s super-properties have a subclass of *domain*.

**get-range** *property* [Function]

returns the range value from *property* and its super-properties. The inheritance rule is the same as **get-domain**. This function may signal **range-condition-unsatisfiable** error.

**collect-ranges** *properties* [Function]

collects ranges from each of *properties* using **get-range**. A property must be a symbol.

**rangep** *property range* [Function]

returns true if *property*'s range is a subclass of *range*, or if some of *property*'s super-properties have a subclass of *range*.

## 8.2 Domain and Range Constraint Satisfaction

As mentioned in the description of **get-domain** and **get-range** above, any disjoint pair of domains and ranges with respect to a specific property causes the unsatisfiable condition error. The satisfiability checking is very important especially in OWL, because OWL provides users the definition of owl:disjointWith relation on concepts (classes), while RDF provides only the intrinsic disjointness with respect to XML Schema data.

In the following demonstration, **range-condition-unsatisfiable** error happens, since **xsd:float** and **xsd:integer** are disjoint and both are defined as domains with respect to hasInteger property.

```

gx-user(2): (defProperty hasFloat (rdfs:range xsd:float))
#<rdf:Property hasFloat>
gx-user(3): (defProperty hasInteger (rdfs:range xsd:integer)
            (rdfs:subPropertyOf hasFloat))
#<rdf:Property hasInteger>
gx-user(4): (defResource foo (hasInteger 1))
Error: range condition unsatisfiable: disjoint clash:
#<rdfs:Datatype xsd:integer> #<rdfs:Datatype xsd:float>
[condition type: range-condition-unsatisfiable]

```

If domains and ranges involve some inclusiveness (**gx:subtypep** relation in RDF and **subsumed-p** relation in OWL) among them, the *most specific concepts* (classes) or MSCs are returned. Namely, the return value of **get-domain** and **get-range** is the most specific concept (if all concepts are related in the super-sub relation) or a list of the most specific concepts (if some concepts are independent in the super-sub relation).

After rebooting SWCLOS,

```
gx-user(2): (defProperty hasInteger (rdfs:range xsd:integer))
#<rdf:Property hasInteger>
gx-user(3): (defProperty hasPositiveInteger
             (rdfs:range xsd:positiveInteger)
             (rdfs:subPropertyOf hasInteger))
#<rdf:Property hasPositiveInteger>
gx-user(4): (get-range hasPositiveInteger)
#<rdfs:Datatype xsd:positiveInteger>
gx-user(5): (subtyppep xsd:positiveInteger xsd:integer)
t
t
```

In this case, **xsd:positiveInteger** is chosen as range constraint of property subproperty `hasPositiveInteger` in two constraints, **xsd:integer** and **xsd:positiveInteger**, because **xsd:positiveInteger** is more specific than **xsd:integer**.

## 9. RDFS Axioms and Entailments

### 9.1 RDF and RDFS Axioms

In SWCLOS, all RDF and RDFS axioms are implemented. For example, the following shows RDF axiomatic triples<sup>30</sup>.

```

gx-user(2): (typep rdf:type rdf:Property)
t
t
gx-user(3): (typep rdf:subject rdf:Property)
t
t
gx-user(4): (typep rdf:predicate rdf:Property)
t
t
gx-user(5): (typep rdf:object rdf:Property)
t
t
gx-user(6): (typep rdf:first rdf:Property)
t
t
gx-user(7): (typep rdf:rest rdf:Property)
t
t
gx-user(8): (typep rdf:value rdf:Property)
t
t
gx-user(9): (typep rdf:nil rdf:List)
t
t

```

The following shows a part of RDFS axiomatic triples<sup>31</sup>.

```

gx-user(14): (rdfs:domain rdf:type)
#<rdfs:Class rdfs:Resource>
gx-user(15): (rdfs:domain rdfs:domain)
#<rdfs:Class rdf:Property>
gx-user(16): (rdfs:domain rdfs:range)
#<rdfs:Class rdf:Property>
gx-user(17): (rdfs:domain rdfs:subPropertyOf)
#<rdfs:Class rdf:Property>
gx-user(18): (rdfs:domain rdfs:subClassOf)
#<_rdfsClass rdfs:Class>
gx-user(19): (rdfs:domain rdf:subject)
#<rdfs:Class rdf:Statement>

gx-user(24): (rdfs:range rdf:type)
#<_rdfsClass rdfs:Class>

```

---

<sup>30</sup> [http://www.w3.org/TR/rdf-nt#RDF\\_axiomatic\\_triples](http://www.w3.org/TR/rdf-nt#RDF_axiomatic_triples)

<sup>31</sup> [http://www.w3.org/TR/rdf-nt#RDFS\\_axiomatic\\_triples](http://www.w3.org/TR/rdf-nt#RDFS_axiomatic_triples)

```

gx-user(25): (rdfs:range rdfs:domain)
#<_rdfsClass rdfs:Class>
gx-user(26): (rdfs:range rdfs:range)
#<_rdfsClass rdfs:Class>
gx-user(27): (rdfs:range rdfs:subPropertyOf)
#<rdfs:Class rdf:Property>
gx-user(28): (rdfs:range rdfs:subClassOf)
#<_rdfsClass rdfs:Class>

gx-user(31): (rdfs:subClassOf rdf:Alt)
#<rdfs:Class rdfs:Container>
gx-user(32): (rdfs:subClassOf rdf:Bag)
#<rdfs:Class rdfs:Container>
gx-user(33): (rdfs:subClassOf rdf:Seq)
#<rdfs:Class rdfs:Container>
gx-user(34): (rdfs:subClassOf rdfs:ContainerMembershipProperty)
#<rdfs:Class rdf:Property>
gx-user(35): (rdfs:subPropertyOf rdfs:isDefinedBy)
(#<rdf:Property rdfs:seeAlso>)
gx-user(36): (typep rdf:XMLLiteral rdfs:Datatype)
t
t
gx-user(37): (rdfs:subClassOf rdf:XMLLiteral)
#<rdfs:Class rdfs:Literal>
gx-user(38): (rdfs:subClassOf rdfs:Datatype)
#<_rdfsClass rdfs:Class>

```

The followings also show important axiomatic triples on RDFS.

```

gx-user(39): (typep rdfs:Resource rdfs:Class)
t
t
gx-user(40): (typep rdfs:Class rdfs:Resource)
t
t
gx-user(41): (typep rdfs:Resource rdfs:Resource)
t
t
gx-user(42): (typep rdfs:Class rdfs:Class)
t
t
gx-user(43): (typep rdf:XMLLiteral rdfs:Class)
t
t
gx-user(44): (typep rdfs:Datatype rdfs:Class)
t
t

```

The class-instance relation in RDF is directly defined with `rdf:type` property. The notion of RDF class is different from the class notion in CLOS, but the subsumption relation among objects is the same as that in CLOS. The straightforward mapping of `rdf:type` relation to CLOS class instance relation conveys gains and benefits such as the potential of CLOS is available. However, this straightforward mapping causes only one

obstacle to implement RDF on top of CLOS, namely `rdfs:Class` that is an instance of `rdfs:Class` itself. Allegro Common Lisp rejects such membership loop among classes, whereas `cl:standard-object` is an instance of itself in CLOS. Therefore, to work around this obstacle, the internal class, `_rdfsClass`, is introduced as a class of `rdfs:Class` and simultaneously as a subclass of `rdfs:Class`. Note that this twisted relation of class/instance and superclass/subclass between `rdfs:Class` and `_rdfsClass` in CLOS produces a membership loop of `rdfs:Class` as well as the relation between `rdfs:Resource` and `rdfs:Class` in CLOS. See the followings.

```

gx-user(2): (cl:typep rdfs:Resource rdfs:Class)
t
gx-user(3): (cl:subtypep rdfs:Class rdfs:Resource)
t
t
gx-user(4): (cl:typep rdfs:Resource rdfs:Resource)
t
gx-user(5): (cl:typep rdfs:Class '_rdfsClass)
t
gx-user(6): (cl:subtypep '_rdfsClass rdfs:Class)
t
t
gx-user(7): (cl:typep rdfs:Class rdfs:Class)
t

```

Note that the membership loop on `rdfs:Class` is really implemented in CLOS semantics by means of a trick called *twisted relation* between `rdfs:Class` and its direct class `_rdfsClass`.

## 9.2 RDFS Entailment

The RDFS entailment<sup>32</sup> directs that every resource in RDF is typed to `rdfs:Resource`. The following shows some examples.

```

gx-user(13): (typep rdfs:Resource rdfs:Resource)
t
t
gx-user(14): (typep rdfs:Class rdfs:Resource)
t
t
gx-user(15): (typep rdf:nil rdfs:Resource)
t
t
gx-user(16): (typep rdfs:comment rdfs:Resource)
t
t
gx-user(17): (typep "This is a plain literal." rdfs:Resource)
t
t

```

---

<sup>32</sup> <http://www.w3.org/TR/rdf-entailment>

```

gx-user(18): (typep 1 rdfs:Resource)
t
t
gx-user(19): (typep <http://www.somewhere> rdfs:Resource)
t
t

```

### 9.3 RDF Entailment Rules

There are two RDF entailment rules<sup>33</sup>, **rdf1** and **rdf2** as follows.

```

gx-user(9): (defIndividual uu (aaa yyy))
Warning: Entail by rdfs1: aaa rdf:type rdf:Property.
#<|rdfs:Resource| uu>
gx-user(10): (typep aaa rdf:Property)
t
t
gx-user(11): (defIndividual vv (aaa (xsd:integer 1)))
#<|rdfs:Resource| vv>
gx-user(12): (get-form vv)
(|rdfs:Resource| vv (aaa "1"^^xsd:integer))
gx-user(13): (typep (slot-value vv 'aaa) rdf:XMLLiteral)
t
t

```

In any input triple, a predicate is an instance of `rdf:Property` (entailment rule **rdf1**). When an object of an input triple is a well-typed XML literal, SWCLOS creates a data object that is an instance of `rdf:XMLLiteral` typed to the designated type (entailment rule **rdf2**).

### 9.4 RDFS Entailment Rules

There are 13 rules in RDFS<sup>34</sup>, as shown in **Table 9.1**.

**Table 9.1 The OWL Axioms**

Name	If	Then
<b>rdfs1</b>	<i>uuu aaa lll</i> . where <i>lll</i> is a plain literal (with or without a language tag) .	<i>_:nnn</i> rdf:type rdfs:Literal . where <i>_:nnn</i> identifies a blank node allocated to <i>lll</i> by rule <i>lg</i> .
<b>rdfs2</b>	<i>aaa</i> rdfs:domain <i>xxx</i> . <i>uuu aaa yyy</i> .	<i>uuu</i> rdf:type <i>xxx</i> .
<b>rdfs3</b>	<i>aaa</i> rdfs:range <i>xxx</i> . <i>uuu aaa vv</i> .	<i>vv</i> rdf:type <i>xxx</i> .
<b>rdfs4a</b>	<i>uuu aaa xxx</i> .	<i>uuu</i> rdf:type rdfs:Resource .
<b>rdfs4b</b>	<i>uuu aaa vv</i> .	<i>vv</i> rdf:type rdfs:Resource .
<b>rdfs5</b>	<i>uuu</i> rdfs:subPropertyOf <i>vv</i> . <i>vv</i> rdfs:subPropertyOf <i>xxx</i> .	<i>uuu</i> rdfs:subPropertyOf <i>xxx</i> .

<sup>33</sup> <http://www.w3.org/TR/rdf-mt/#RDFRules>

<sup>34</sup> <http://www.w3.org/TR/rdf-mt/#RDFSRules>

<b>rdfs6</b>	<i>uuu</i> rdf:type rdf:Property .	<i>uuu</i> rdfs:subPropertyOf <i>uuu</i> .
<b>rdfs7</b>	<i>aaa</i> rdfs:subPropertyOf <i>bbb</i> . <i>uuu</i> <i>aaa</i> <i>yyy</i> .	<i>uuu</i> <i>bbb</i> <i>yyy</i> .
<b>rdfs8</b>	<i>uuu</i> rdf:type rdfs:Class .	<i>uuu</i> rdfs:subClassOf rdfs:Resource .
<b>rdfs9</b>	<i>uuu</i> rdfs:subClassOf <i>xxx</i> . <i>vvv</i> rdf:type <i>uuu</i> .	<i>vvv</i> rdf:type <i>xxx</i> .
<b>rdfs10</b>	<i>uuu</i> rdf:type rdfs:Class .	<i>uuu</i> rdfs:subClassOf <i>uuu</i> .
<b>rdfs11</b>	<i>uuu</i> rdfs:subClassOf <i>vvv</i> . <i>vvv</i> rdfs:subClassOf <i>xxx</i> .	<i>uuu</i> rdfs:subClassOf <i>xxx</i> .
<b>rdfs12</b>	<i>uuu</i> rdf:type rdfs:ContainerMembershipProperty .	<i>uuu</i> rdfs subPropertyOf rdfs member .
<b>rdfs13</b>	<i>uuu</i> rdf:type rdfs:Datatype .	<i>uuu</i> rdfs:subClassOf rdfs:Literal .

However a lisp string and number is interpreted as a plain literal in RDFS by SWCLOS. Therefore, **rdfs1** rule is implicitly realized for a plain literal.

For a plain literal with language tag, SWCLOS creates an instance object of **rdf:inLang**, then the result for a literal with language tag also satisfies **rdfs1** rule.

```

gx-user(4): (defIndividual uuu (aaa (:en "This is an English text.)))
Warning: Entail by rdf1: aaa rdf:type rdf:Property.
#<|rdfs:Resource| uuu>
gx-user(5): (get-form uuu)
(|rdfs:Resource| uuu (aaa (:en "This is an English text.)))
gx-user(6): (slot-value uuu 'aaa)
"This is an English text."@en
gx-user(7): (typep (slot-value uuu 'aaa) rdfs:Literal)
t
t

```

**Rdfs2** is a domain entailment as follows. SWCLOS proactively performs this entailment rule. In other words, SWCLOS newly creates an instance or refines the existing instance according to this rule.

```

gx-user(2): (defProperty aaa (rdfs:domain xxx))
Warning: Range entailX3 by rdfs:domain: xxx rdf:type rdfs:Class.
#<rdf:Property aaa>
gx-user(3): (defIndividual uuu (aaa yyy))
#<xxx uuu>
gx-user(4): (typep uuu xxx)
t
t

```

**Rdfs3** is a range entailment which is the same as domain rule **rdfs2**.

```

gx-user(2): (defProperty aaa (rdfs:range xxx))
Warning: Range entailX3 by rdfs:range: xxx rdf:type rdfs:Class.
#<rdf:Property aaa>

gx-user(3): (defIndividual uuu (aaa vvv))
Warning: Range entailX3 by aaa: vvv rdf:type xxx.
#<|rdfs:Resource| uuu>

```



```

gx-user(4): (typep vvv xxx)
t
t

```

**Rdfs4a** rule entails a subject in any triple is an instance of `rdfs:Resource`. In a description of form for **addForm** input parameter, individual's type is designated by a class specifier in the form. If 'rdf:Description' is indicated for class description, or `cl:nil` is passed for the resource object creation as no type indication, **rdfs4a** rule may be applicable. However, there is a sensitive question in SWCLOS. In RDF(S) semantics, `rdfs:Resource` is a type of every resource, despite that a resource is an instance of `rdfs:Class` or an instance of `rdfs:Resource`. On the other hand, in CLOS level at SWCLOS implementation, we have two possibilities for the instance of `rdfs:Resource`. It may be either as an instance of `rdfs:Resource` CLOS class (namely instance), or as an instance of `rdfs:Class` metaclass (namely class). As a default in SWCLOS, an instance of `rdfs:Resource` as CLOS instance of `rdfs:Resource` is created. Thus, SWCLOS changes the category of created object from instance to class later on, if a metaclass is indicated for the object at the proper definition.

**Rdfs4b** has the same logic and the same question as **rdfs4a** for the range entailment. See the following example.

```

gx-user(2): (addForm '(cl:nil (:name uuu) (aaa xxx)))
Warning: Entail by rdf1: aaa rdf:type rdf:Property.
#<|rdfs:Resource| uuu>
gx-user(3): (typep uuu rdfs:Resource)
t
t
gx-user(4): (typep xxx rdfs:Resource)
t
t

```

**Rdfs5** is a transitivity rule on `rdfs:subPropertyOf`. We implemented it on properties in SWCLOS.

```

gx-user(2): (defProperty uuu (rdfs:subPropertyOf vvv))
Warning: Range entailX3 by rdfs:subPropertyOf: vvv rdf:type rdf:Property.
#<rdf:Property uuu>
gx-user(3): (defProperty vvv (rdfs:subPropertyOf xxx))
Warning: Range entailX3 by rdfs:subPropertyOf: xxx rdf:type rdf:Property.
#<rdf:Property vvv>
gx-user(4): (subproperty-p uuu xxx)
t

```

**Rdfs6** is very natural rule on `rdfs:subPropertyOf` as well as **rdfs10** on `rdfs:subClassOf`.

```

gx-user(9): (subproperty-p uuu uuu)
t

```

**Rdfs7** may be a little bit confusing.

```

gx-user(2): (defProperty aaa (rdfs:subPropertyOf bbb))
Warning: Range entailX3 by rdfs:subPropertyOf: bbb rdf:type rdf:Property.
#<rdfs:Property aaa>
gx-user(3): (defIndividual uuu (aaa yyy))
#<|rdfs:Resource| uuu>
gx-user(4): (slot-value uuu 'bbb)
Error: The slot bbb is missing from the object #<|rdfs:Resource| uuu> of
class #<rdfs:Class |rdfs:Resource|> during operation slot-value
[condition type: program-error]
gx-user(5): (-> uuu bbb)
#<|rdfs:Resource| yyy>

```

In the form, (slot-value uuu 'bbb), although getting a slot value of bbb that is attached to uuu object was attempted, the value yyy is attached by slot named aaa, then CLOS signaled an slot missing alarm. The function '->' is for RDF graph traversing and getting the value at the final place arrived. It takes account of not only designated properties as travel path but also their super-properties.

**Rdfs8** means that the default superclass of instance of rdfs:Class metaclass is rdfs:Resource.

```

gx-user(2): (defResource uuu (rdf:type rdfs:Class))
#<rdfs:Class uuu>
gx-user(3): (subtypep uuu rdfs:Resource)
t
t

```

**Rdfs9** subsumption rule and **rdfs10** are natively equipped with in CLOS.

```

gx-user(2): (defResource uuu (rdfs:subClassOf xxx))
Warning: Range entailX1 by rdfs:subClassOf: xxx rdf:type rdfs:Class.
#<rdfs:Class uuu>
gx-user(3): (defIndividual vvv (rdf:type uuu))
#<uuu vvv>
gx-user(4): (typep vvv xxx)
t
t
gx-user(5): (cl:typep vvv xxx)
t
gx-user(6): (subtypep uuu uuu)
t
t
gx-user(7): (cl:subtypep uuu uuu)
t
t

```

**Rdfs11** transitivity rule of rdfs:subClassOf is also natively equipped with in CLOS.

```

gx-user(2): (defResource uuu (rdfs:subClassOf vvv))
Warning: Range entailX1 by rdfs:subClassOf: vvv rdf:type rdfs:Class.
#<rdfs:Class uuu>
gx-user(3): (defResource vvv (rdfs:subClassOf xxx))
Warning: Range entailX1 by rdfs:subClassOf: xxx rdf:type rdfs:Class.

```

```
#<rdfs:Class vvv>
gx-user(4): (subtypep uuu xxx)
t
t
gx-user(5): (cl:subtypep uuu xxx)
t
t
```

**Rdfs12** is a special rule for `rdfs:ContainerMembershipProperty`. SWCLOS proactively adds the entailment that an instance of `rdfs:ContainerMembershipProperty` is a subproperty of `rdfs:member`.

```
gx-user(2): (defIndividual uuu (rdf:type rdfs:ContainerMembershipProperty))
#<rdfs:ContainerMembershipProperty uuu>
gx-user(3): (subproperty-p uuu rdfs:member)
t
```

The last rule **rdfs13** is for data type definition.

```
gx-user(2): (defResource uuu (rdf:type rdfs:Datatype))
Warning: Datatype uuu is defined. Please define lisp type with same name.
#<rdfs:Datatype uuu>
gx-user(3): (subtypep uuu rdfs:Literal)
t
t
```

SWCLOS satisfies **rdfs13** by creating an instance of `rdfs:Datatype`. However, the lisp system cannot interpret this type until the same name lisp type is defined.

## 10. RDF/XML Parser and Writer

So far, only S-expression is used to represent RDF ontology. It is convenient for lisp programmers to handle pieces of knowledge in RDF. However, SWCLOS, of course, allows users to read RDF/XML format files and print out SWCLOS contents in RDF/XML format.

### 10.1 RDF/XML Parser

**parse-rdf** is a parser for RDF/XML format files. It is useful to check RDF/XML syntax, but it does not interpret anything in semantics. In the following example, you might misunderstand that **parse-rdf** just prints out an RDF/XML format file, but it is not a reality. **parse-rdf** produces a list of XML element of lisp structure from RDF/XML file, namely XMLDecl<sup>35</sup>, doctypedekl<sup>36</sup>, Comment<sup>37</sup>, and RDFdecl<sup>38</sup> element as lisp structure. In Common Lisp, the print form of lisp structure is programmable. So, the structure print function of XMLDecl is programmed so as to print out a XMLDecl form in XML, the print function of doctypedekl structure is to ":doctypedekl ...", a Comment structure to a Comment form, and an RDFdecl structure to an RDFdecl form. In short, **parse-rdf** reads RDF/XML format file, parses RDF/XML format, makes structures, and returns them in a list. Then, you see RDF/XML-like forms of such structures in the list.

If you want to handle just RDF data without the interpretation of RDFS and OWL from RDF/XML format files, **parse-rdf** is available to do so. However, in order to interpret contents in RDF/XML files, you may use `read-rdf-file` with an acceptor function, which is usually **addRdfXml**. See the followings.

```

gx-user(2): (with-open-file (p "SWCLOS/RDFS/JenaEx.rdf") (parse-rdf p))
(<?xml version="1.0" ?> #<doctypedekl ... >
 <rdf:RDF xmlns:rdf="http://www.w3.org/1999/02/22-rdf-syntax-ns#"
          xmlns:vCard="http://www.w3.org/2001/vcard-rdf/3.0#"
          xmlns:somewhere="http://somewhere/">
 <rdf:Description rdf:about="http://somewhere/JohnSmith">
 <vCard:FN>John Smith</vCard:FN>
 <vCard:N>
 <rdf:Description>
 <vCard:Family>Smith</vCard:Family>
 <vCard:Given>John</vCard:Given>
 </rdf:Description>
 </vCard:N>
 </rdf:Description>
 </rdf:RDF>)
gx-user(3): (read-rdf-file #'addRdfXml "SWCLOS/RDFS/JenaEx.rdf")
Warning: Entail by rdf1: vCard:FN rdf:type rdf:Property.
Warning: Entail by rdf1: vCard:N rdf:type rdf:Property.

```

<sup>35</sup> <http://www.w3.org/TR/2004/REC-xml11-20040204/#NT-XMLDecl>

<sup>36</sup> <http://www.w3.org/TR/2004/REC-xml11-20040204/#dt-doctype>

<sup>37</sup> <http://www.w3.org/TR/2004/REC-xml11-20040204/#sec-comments>

<sup>38</sup> <http://www.w3.org/TR/rdf-syntax-grammar/#RDF>

```
Warning: Entail by rdf1: vCard:Family rdf:type rdf:Property.
Warning: Entail by rdf1: vCard:Given rdf:type rdf:Property.
:done
gx-user(4): somewhere:JohnSmith
#<|rdfs:Resource| somewhere:JohnSmith>
```

---

**parse-rdf** *stream* [Function]

parses RDF/XML from *stream* and makes the internal representation of RDF. This function returns a list of several XML structures. Note that **\*base-uri\*** and **\*default-namespace\*** in the environment are updated through content from *stream*.

---

**read-rdf-file** *accepter-fun* [*file* [*code*]] [Function]

This function reads and parses a *file* that contains RDF/XML format data, then passes attributes in RDFdecl, parsed XMLDecl, parsed doctypeddecl, parsed Comments, and parsed Descriptions to *accepter-fun*. The *code* is a character code of *file*, of which the default is utf-8. If *file* has its encoding description in XMLDecl, the direction in file supersedes the *code*.

---

**addRdfXml** *description* [Function]

This function accepts an instance of lisp structure Description, which may be generated from the RDF parser, and transform it to S-expression form, then interprets the form by **addForm**. This function returns the result of **addForm**.

## 10.2 RDF/XML Writer

To print out RDF data in RDF/XML format, the function **write-xml** is available. See the following example.

```
gx-user(3): (write-xml somewhere:JohnSmith)
<rdf:RDF xmlns:rdf="http://www.w3.org/1999/02/22-rdf-syntax-ns#"
  xmlns:somewhere="http://somewhere/"
  xmlns:vCard="http://www.w3.org/2001/vcard-rdf/3.0#" >
  <rdf:Description rdf:about="http://somewhere/JohnSmith" >
    <vCard:FN>John Smith</vCard:FN>
    <vCard:N>
      <rdf:Description>
        <vCard:Family>Smith</vCard:Family>
        <vCard:Given>John</vCard:Given>
      </rdf:Description>
    </vCard:N>
  </rdf:Description>
</rdf:RDF>
```

---

**write-xml** *x* [*stream*] [Function]

This function accepts a resource object or a list of resource objects, and print out them in RDF/XML format. Note that this function returns no value. If *stream* is not supplied, **\*standard-output\*** is used as default.

## 11. N-Triples

Note that N-Triple module is separated from RDF system. You must additionally load it to use it.

### 11.1 N-Triple Parser

N-Triples are textual expression of RDF graph. A line in N-Triples represents one triple of *subject/predicate/object*. The syntax of N-Triple<sup>39</sup> requires URI references and does not allow QNames. However, we relaxed the syntax to allow non-ASCII character sets and QNames instead of node URIs.

The graph at Figure4.1 is expressed in N-Triples as follows. Note that there is one period at the end of each line, where the tilde, locally here, means the line continuation.

```
<http://www.w3.org/TR/rdf-syntax-grammar> ~
  <http://www.example.org/terms/editor> _:a01 .
_:a01 <http://www.example.org/terms/homePage> <http://purl.org/net/dajobe/> .
_:a01 <http://www.example.org/terms/fullName> "Dave Becket" .
<http://www.w3.org/TR/rdf-syntax-grammar> ~
  <http://purl.org/dc/elements/1.1./title> ~
  "RDF/XML Syntax Specification (Revised)" .
```

To represent a blank node, you need to use a nodeID in N-Triples. As you see, the strict syntax of N-Triple is tedious for using URIs. So, we have relaxed it so as to accept the corresponding QNames instead of the URIs.

```
<http://www.w3.org/TR/rdf-syntax-grammar> ex:editor _:a01 .
_:a01 ex:homePage <http://purl.org/net/dajobe/> .
_:a01 ex:fullName "Dave Becket" .
<http://www.w3.org/TR/rdf-syntax-grammar> dc:title ~
  "RDF/XML Syntax Specification (Revised)" .
```

The function **read-NTriple-file** reads the relaxed N-Triple format file, and parses each line to three strings of *subject/predicate/object*. This function is usually used with **addTriple-from-file**, then **addTriple-from-file** accepts and interprets *subject/predicate/object* strings, including strings that stands for QNames. URIs for resources cause to invoke **uri2symbol** in reading, and QNames for resources cause to invoke a query for users in case that the namespace is unknown. In the example below, this shows a right and bottom corner part of Figure7.1.

In the following demonstration, dialogue windows are popped up by **uri2symbol**, and 'vCard' and 'somewhere' are replied.

```
gx-user(2): (read-NTriple-file #'addTriple-from-file "SWCLOS/RDFS/JenaEx.nt")
Warning: Entail in _:a001 vCard:Family "Smith":
..... vCard:Family rdf:type rdf:Property.
```

---

<sup>39</sup> <http://www.w3.org/TR/rdf-testcases/#ntriples>

```

Warning: Entail in _:a001 vCard:Family "Smith":
..... _:a001 rdf:type rdfs:Resource
Warning: Entail in _:a001 vCard:Given "John":
..... vCard:Given rdf:type rdf:Property.
Warning: Entail in somewhere:JohnSmith vCard:N _:a001:
..... vCard:N rdf:type rdf:Property.
Warning: Entail in somewhere:JohnSmith vCard:N #<|rdfs:Resource| :anonymous>:
..... somewhere:JohnSmith rdf:type rdfs:Resource.
Warning: Entail in somewhere:JohnSmith vCard:FN "John Smith":
..... vCard:FN rdf:type rdf:Property.
:done
gx-user(3): (get-form _:a001)
(|rdfs:Resource| (vCard:Family "Smith") (vCard:Given "John"))
gx-user(4): (get-form somewhere:JohnSmith)
(|rdfs:Resource| somewhere:JohnSmith
 (vCard:N (|rdfs:Resource| (vCard:Family "Smith") (vCard:Given "John")))
 (vCard:FN "John Smith"))

```

---

**read-NTriple-file** *accepter-fun* [*file* [*code*]] [Function]

This function reads and parses a *file* that contains N-Triple format data, then passes three strings of *subject/predicate/object* to *accepter-fun*. The *code* is a character code of *file*. The default value of *code* is `'utf-8'`.

---

**addTriple-from-file** *subject predicate object* [Function]

*subject*, *predicate*, and *object* are strings. This function interprets three parameters, and adds the triple data into memory. Actually, this function interns three symbol of parameters, and invokes **addTriple**.

## 11.2 Adding N-Triples

The method **addTriple** adds an N-Triple, i.e., one *subject/predicate/object*, into memory. In fact, there are many methods of **addTriple**. One method is a piece of building blocks, and each method burdens with a part of a whole work parted into pieces. In the followings, **addTriple** methods are categorized by combination patterns of parameter, but note that one category is also a collection of several methods.

---

**addTriple** (*subject* rdf:Property) (*predicate* (eql rdfs:range)) *object* [Method]

When *object* is a datatype symbol, then invokes **addInstance** and adds a new range constraint *object* to *subject*. When *object* is an resource object symbol, recursively calls with the symbol value of *object*. Otherwise it recursively calls with an objective resource object that is created by the range entailment of property *predicate* if the range constraint is available, else created as instance of rdfs:Resource.

---

**addTriple** *subject* (*predicate* (eql rdfs:subClassOf)) *object* [Method]

In the case that *subject* and *object* are defined as resource, if *subject* is already subclass of *object*, then nothing is done, else this method redefines superclasses of *subject* with

**addClass** with the most specific concepts of previous superclasses and *object*. In the case that *subject* is a symbol of resource object, this function recursively calls with the symbol value, otherwise newly defines *subject* with the domain entailment of `rdfs:subClassOf`. When both *subject* and *object* are symbols and *object* is undefined, invokes the next upper method.

---

**addTriple** *subject* (*predicate* (eql `rdfs:subPropertyOf`)) *object* [Method]

If both *subject* and *object* are defined as property, then defines the superproperty by invoking **addInstance**. When *subject* is already a subproperty of *object*, nothing happens. If *object* is defined but *subject* is undefined, it recursively calls with the domain entailment of `rdfs:subPropertyOf`. Otherwise, invokes the next upper method.

---

**addTriple** (*subject* symbol) (*predicate* (eql `rdf:type`)) *object* [Method]

invokes **addClass** if *object* is a metaclass, or invokes **addInstance** if *object* is a class. When *subject* is already an instance of the *object*, nothing happens. This method may involve the range entailment on `rdf:type` for an undefined *object*.

---

**addTriple** *subject* (*predicate* `rdf:Property`) *object* [Method]

In case of defined *subject*, if *object* is a symbol already defined as resource object, this function recursively calls with the *object* symbol value, else if *object* is defined, then redefines with recursion and eventually invokes **addClass** or **addInstance**, otherwise defines with the range entailment of property *predicate*. When *subject* is undefined, it recursively calls with the domain entailment. If the domain and range entailment is not available, `rdfs:Resource` or `rdfsClass` is used instead. In case that *object* is a lisp number or string, the range checking is performed.

---

**addTriple** *subject* (*predicate* symbol) *object* [Method]

When *predicate* is undefined, then defines it as instance of `rdf:Property`. This function recursively calls with getting the value of *predicate*.

---

**addTriple** *subject* (*predicate* `net.uri:uri`) *object* [Method]

This function translates *predicate* URI to a QName, then recursively calls with the predicate QName. This function also adds *predicate* URI to `rdf:about` slot of *predicate* object.

---

**addTriple** (*subject* `net.uri:uri`) *predicate* *object* [Method]

This function translates *subject* URI to a QName, then recursively calls with the subject QName. This function also adds *subject* URI to `rdf:about` slot of subjective object.

For convenience to programmers, three define macros are prepared in S-expression. **defTriple** and `/.` and `./` are completely the same for N-Triple definition. After the example above of **read-NTriple-file**, the followings demonstrate the example of **defTriple**.



```

gx-user(2): (defpackage vCard)
#<The vCard package>
gx-user(3): (defTriple <http://somewhere/JohnSmith> vCard::FN "John Smith")
Warning: Entail in #<uri http://somewhere/JohnSmith> vCard:FN "John Smith":
..... vCard:FN rdf:type rdf:Property.
Warning: Entail in somewhere:JohnSmith vCard:FN "John Smith":
..... somewhere:JohnSmith rdf:type rdfs:Resource
#<|rdfs:Resource| somewhere:JohnSmith>
gx-user(4): (defTriple somewhere:JohnSmith vCard::N _:a001)
Warning: Entail in somewhere:JohnSmith vCard:N _:a001:
..... vCard:N rdf:type rdf:Property.
#<|rdfs:Resource| somewhere:JohnSmith>
gx-user(5): (defTriple _:a001 vCard::Family "Smith")
Warning: Entail in _:a001 vCard:Family "Smith":
..... vCard:Family rdf:type rdf:Property.
#<|rdfs:Resource| :anonymous>
gx-user(6): (defTriple _:a001 vCard::Given "John")
Warning: Entail in _:a001 vCard:Given "John":
..... vCard:Given rdf:type rdf:Property.
#<|rdfs:Resource| :anonymous>
gx-user(7): (get-form somewhere:JohnSmith)
(|rdfs:Resource| somewhere:JohnSmith
 (rdf:about #<uri http://somewhere/JohnSmith>) (vCard:FN "John Smith")
 (vCard:N (|rdfs:Resource| (vCard:Family "Smith") (vCard:Given "John"))))

```

<b>defTriple</b> <i>subject predicate object</i>	[Macro]
<i>/ . subject predicate object</i>	[Macro]
<i>. / subject predicate object</i>	[Macro]

---

This macro makes the form '(addTriple *subject predicate object*)'.

### 11.3 N-Triple Writer

The resource forms are also obtained as list of triples and also printed out in N-Triple format as well as the object-centered form by **get-form** and **write-xml**. The function **get-triple** returns a list of relaxed N-Triples in S-expression that are composed QNames rather than URIs, and **write-nt** prints them in exact N-Triples format. See the followings.

```

gx-user(12): (get-triple somewhere:JohnSmith)
((somewhere:JohnSmith rdf:type |rdfs:Resource|)
 (somewhere:JohnSmith vCard:FN "John Smith")
 (somewhere:JohnSmith vCard:N _:gx2)
 (_:gx2 rdf:type |rdfs:Resource|)
 (_:gx2 vCard:Family "Smith")
 (_:gx2 vCard:Given "John"))

```

```

gx-user(13): (setf (documentation (find-package :vCard) t)
               "http://www.w3.org/2001/vcard-rdf/3.0")
"http://www.w3.org/2001/vcard-rdf/3.0"
gx-user(14): (set-uri-namedspace-from-pkg (find-package :vCard))
#<The vCard package>
gx-user(15): (write-nt somewhere:JohnSmith)
<http://somewhere/JohnSmith> <http://www.w3.org/1999/02/22-rdf-syntax-ns#type> ~
  <http://www.w3.org/2000/01/rdf-schema#Resource> .
<http://somewhere/JohnSmith> <http://www.w3.org/2001/vcard-rdf/3.0#FN> "John Smith" .
<http://somewhere/JohnSmith> <http://www.w3.org/2001/vcard-rdf/3.0#N> _:gx3 .
_:gx3 <http://www.w3.org/1999/02/22-rdf-syntax-ns#type> ~
  <http://www.w3.org/2000/01/rdf-schema#Resource> .
_:gx3 <http://www.w3.org/2001/vcard-rdf/3.0#Family> "Smith" .
_:gx3 <http://www.w3.org/2001/vcard-rdf/3.0#Given> "John" .
gx-user(16): (write-nt ' _:gx3)
_:gx3 <http://www.w3.org/1999/02/22-rdf-syntax-ns#type> ~
  <http://www.w3.org/2000/01/rdf-schema#Resource> .
_:gx3 <http://www.w3.org/2001/vcard-rdf/3.0#Family> "Smith" .
_:gx3 <http://www.w3.org/2001/vcard-rdf/3.0#Given> "John" .

```

Note that at the line number 16 in the example above, a quoted nodeID symbol is provided to **write-nt** rather than nodeID itself.

---

**get-triple** *resource* [Function]

returns the definition of *resource* in S-expression of triples. Some nodeIDs are named as 'gxnnn' for anonymous nodes in triple.

---

**write-triple** *triple* [ *stream* ] [Function]

This function prints out *triple*, which is a list of three element *subject/predicate/object*.

---

**write-nt** *resource* [ *stream* ] [Function]

This function gets triples of *resource* with **get-triple** and prints out them using **write-triple**. For anonymous *resource*, a nodeID to which a resource object is bound must be given. This functions returns no value.

## 12. OWL in SWCLOS

The OWL Web Ontology Languages, which are the extension of RDF and RDFS, are the W3C Recommendation for Web Ontology description. There are three sub-languages of OWL, that is, OWL Light, OWL DL, and OWL Full. The OWL Light specification is prepared for an easy realization by implementers. However, the capability of ontology description is lower than other OWL languages. The capability of ontology description of OWL DL is underpinned by Description Logic (DL). The satisfiability checking and the entailment rules by DL is very powerful and useful to describe a consistent ontology, but the inference on datatype is out of scope of DL, and ones cannot treat classes as an instance of some class in the same way of RDFS. OWL Full provides full power for ontology description, where the class is not discriminated to the instance, and ones can treat classes as instance in the same way as RDFS. However, it is difficult to implement the OWL Full metamodeling capability in the framework of Logics.

SWCLOS is a language for Object-Oriented Programming (OOP) that is built on top of CLOS. CLOS allows ones metamodeling, namely, programmers can treat classes as instance of some class. Thus, if you are familiar with meta-programming of CLOS, you can encode metamodeling of ontology in SWCLOS. With SWCLOS you will get the performance of OWL Full.

### 12.1 OWL Extension of RDF and RDFS

In theory, OWL is an extension of RDF and RDFS. Therefore, any OWL file, including the OWL specification file that is described in RDF/XML, must be readable as RDF rather than OWL. In practice, we can obtain, with the OWL specification file owl.rdf<sup>40</sup> from W3C, OWL entities as RDF resource objects in the RDF universe. See the following demonstration, in which only RDFS module of SWCLOS has been loaded initially.

```
cg-user(1): (in-package gx-user)
#<The gx-user package>
gx-user(2): (read-rdf-file #'addRdfXml "SWCLOS/OWL/OWL.RDF")
Warning: Entail by rdf1: owl:imports rdf:type rdf:Property.
Warning: Entail by rdf1: owl:versionInfo rdf:type rdf:Property.
Warning: Entail by rdf1: owl:priorVersion rdf:type rdf:Property.
Warning: Implicit range entailment: owl:Ontology rdf:type rdfs:Class.
Warning: Entail by rdf1: owl:unionOf rdf:type rdf:Property.
Warning: Entail by rdf1: owl:complementOf rdf:type rdf:Property.
:done
gx-user(3): (get-form owl:Thing)
(owl:Class owl:Thing (rdfs:label "Thing")
  (owl:unionOf owl:Nothing (owl:Class (owl:complementOf owl:Nothing))))
gx-user(4): (get-form owl:Nothing)
(owl:Class owl:Nothing
  (rdf:about #<uri http://www.w3.org/2002/07/owl#Nothing>)
  (rdfs:label "Nothing") (owl:complementOf owl:Thing))
```

---

<sup>40</sup> <http://www.w3.org/2002/07/owl.rdf>

```

gx-user(5): (typep owl:Class rdfs:Class)
t
t
gx-user(6): (subtypep owl:Class rdfs:Class)
t
t
gx-user(7): (subtypep owl:Class rdfs:Resource)
t
t
gx-user(8): (subtypep owl:Thing rdfs:Resource)
t
t
gx-user(9): (subtypep owl:Class owl:Thing)
common-lisp:nil
t

```

In this demonstration, after boot up SWCLOS without OWL modules, invoking **read-rdf-file** caused to load owl.rdf file. Some results by reading owl.rdf were demonstrated with **get-form** on owl:Thing and owl:Nothing.

However, this ontology does not result any capability upon OWL entailments and includes some ambiguities of inclusiveness between the RDF universe and the OWL universe. An OWL reasoner must be equipped with OWL semantics so as to realize many OWL entailments as well as clear-cut relation between the RDF universe and the OWL universe. OWL module of SWCLOS provides OWL functionalities with the owl.rdf file. After this section, OWL realization on SWCLOS is explained.

### 12.2 Description Logic and OWL in SWCLOS

The syntax and semantics of Description Logic (DL) is compactly described at Appendix of "The Description Logic Handbook" [DLH]. In this section, OWL DL semantics is explained partly using DL terminologies and partly using OWL terminologies. Note that the following remarks in **Table 12.1**.

**Table 12.1 Terminology in OWL**

<b>Terminologies in DL</b>	<b>Description in S-expression of SWCLOS</b>
concept	class
role	property
top concept owl:Thing	bottom concept owl:Nothing
concept inclusion	(owl:Class <i>C</i> (rdfs:subClassOf <i>D</i> ))
concept equality	(owl:Class <i>C</i> (owl:equivalentClass <i>D</i> ))
role inclusion	(rdf:Property <i>R</i> (rdfs:subPropertyOf <i>S</i> ))
role equality	(rdf:Property <i>R</i> (owl:equivalentProperty <i>S</i> ))
intersection of concepts	(owl:intersectionOf <i>C</i> <sub>1</sub> ... <i>C</i> <sub><i>n</i></sub> )
union of concepts	(owl:unionOf <i>C</i> <sub>1</sub> ... <i>C</i> <sub><i>n</i></sub> )

negation of concepts	(owl:complementOf <i>C</i> )
value restriction	(owl:Restriction (owl:onPropertyOf <i>R</i> ) (owl:allValuesFrom <i>C</i> ))
limited existential quantification	(owl:Restriction (owl:onPropertyOf <i>R</i> ) (owl:someValuesFrom owl:Thing))
full existential quantification	(owl:Restriction (owl:onPropertyOf <i>R</i> ) (owl:someValuesFrom <i>C</i> ))
at-least number restriction	(owl:Restriction (owl:onPropertyOf <i>R</i> ) (owl:minCardinality <i>n</i> ))
at-most number restriction	(owl:Restriction (owl:onPropertyOf <i>R</i> ) (owl:maxCardinality <i>n</i> ))
exact number restriction	(owl:Restriction (owl:onPropertyOf <i>R</i> ) (owl:cardinality <i>n</i> ))
same-as agreement	(owl:Thing <i>u</i> <sub>1</sub> (owl:sameAs <i>u</i> <sub>2</sub> ))
one-of or nominal	(owl:Thing (owl:oneOf <i>I</i> <sub>1</sub> ... <i>I</i> <sub><i>n</i></sub> ))

To define a concept in OWL, **defConcept** is used as **defResource** in RDFS. Both macros generate completely same forms, but the purpose of '**defConcept**' macro is just syntax sugar for OWL. See the following example after loading OWL module, where the concept Woman and Man are defined. In addition, an anonymous class that stands for the concept of negation of Woman, is defined. Since the negation of Woman represents a set of all individuals of Man, the concept Man is defined as the intersection of Person and the negation of Woman. The following demonstration also shows the entailment of intersection of concepts.

```

gx-user(7): (defConcept Woman (owl:intersectionOf Person Female))
Warning: Range entailX3 by owl:intersectionOf: Person rdf:type owl:Class.
Warning: Range entailX3 by owl:intersectionOf: Female rdf:type owl:Class.
#<owl:Class Woman>
gx-user(8): (defConcept Man (owl:intersectionOf
                Person
                (owl:Class (owl:complementOf Woman))))
#<owl:Class Man>
gx-user(9): (defIndividual John_Doe (rdf:type Man))
#<Man John_Doe>
gx-user(10): (defIndividual Jane_Doe (rdf:type Woman))
#<Woman Jane_Doe>
gx-user(11): (typep John_Doe Female)
common-lisp:nil
t
gx-user(12): (typep Jane_Doe Female)
t
t

```

The concept that is not defined but referred is called atomic concept, e.g., Person and Female in the above demonstration, while a complex concept is defined using other concepts (complex or atomic), e.g., Woman and Man. The atomic concept in SWCLOS exists as object but does not have slot values except `rdfs:subClassOf` and `owl:equivalentClass`.

### 12.3 OWL Property Restrictions

A complex concept is often composed of concepts and restrictions. A restriction, which is an instance of `owl:Restriction`, works as constraint for a specific property and a specific concept. A property restriction is anonymous and has only two slots of `owl:onPropertyOf` and restriction types, i.e., `owl:allValuesFrom`, `owl:someValuesFrom`, `owl:hasValue`, `owl:maxCardinality`, `owl:minCardinality`, and `owl:cardinality`. In the following example, the concept `Mother` is defined as the intersection of `Woman` and the restriction such that the property `hasChild` must exist in `Woman` individuals and one value of the property `hasChild` must be an instance of `Person` at least.

```
gx-user(13): (defConcept Mother
              (owl:intersectionOf
               Woman
               (owl:Restriction (owl:onProperty hasChild)
                                (owl:someValuesFrom Person))))
Warning: Range entailX3 by owl:onProperty: hasChild rdf:type rdf:Property.
#<owl:Class Mother>
gx-user(14): (defConcept Father
              (owl:intersectionOf
               Man
               (owl:Restriction (owl:onProperty hasChild)
                                (owl:someValuesFrom Person))))
#<owl:Class Father>
```

The property restriction in the intersection is useful to make a sub concept that is specialized by the property restriction. In the above case, the concept `Mother` is defined as `Woman` who has the slot `hasChild`, in which one slot value at least must be an instance of a `Person`. Exactly speaking on the above demonstration, it is possible to have something but `Person` in the `hasChild` slot in the above definition. Note that it is needed to add the value restriction (`owl:allValuesFrom`) on `hasChild` for `Person`, if you want to restrict that all of children must be a `Person`, exactly in OWL semantics.

Note that `owl:Restriction` in OWL is specialized to subclass restrictions in SWCLOS, i.e., `owl:hasValueRestriction`, `owl:someValuesFromRestriction`, `owl:allValuesFromRestriction`, or `owl:cardinalityRestriction`. The reason is mainly for human readability of an anonymous object of `owl:Restriction`. SWCLOS provides the customization of printing restrictions. See the followings.

```
gx-user(15): (-> Father owl:intersectionOf)
              (#<owl:Class Man> #<∃hasChild.Person>)
```

In CLOS, we have the type option in the slot definition. Therefore, we have implemented the `allValuesFrom` functionality and the `someValuesFrom` functionality through this type option in the slot definition as well as the range value constraint in RDFS. Furthermore, in order to implement the cardinality constraint, we set two new slot option, *maxcardinality* and *mincardinality* in the slot definition as **OwlProperty-slot-definition**.

## 12.4 Substantial and non-Substantial Relationship

Whereas the subsumption relationship is decided with only `rdfs:subClassOf` in RDFS, the subsumption decidability is very complicated in OWL. There are many properties that rule subsumption, such as `rdfs:subClassOf`, `owl:intersectionOf`, `owl:unionOf`, `owl:equivalentClass`, `owl:equivalentProperty`, `rdfs:subPropertyOf`, etc. From the viewpoint of DL, they have same strength for subsumption decidability. However, from the viewpoint of Ontology Engineering, generally we have to discriminate substantial ones and non-substantial ones for subsumption. For instance, the wife and husband relation is weaker than man/person or woman/person relation. The former is not substantial but the latter is substantial.

On the other hand, from the viewpoint of CLOS, `rdfs:subClassOf` relation is mapped onto class-subclass relation, and a CLOS object as `rdfs:subClassOf` property value is also placed in the direct-superclasses list slot in the class metaobject. Then, in case that a property *prop1* is a subproperty of `rdfs:subClassOf`, or a equivalent property of `rdfs:subClassOf`, whether or not should we place the property value into the direct-superclasses list in the class to which the property *prop1* is attached? In other words, what property should cause the structural variation in CLOS superclass-subclass relation, and what property should not cause the structural variation? For instance, `food:Wine` is equivalent to `vin:Wine`, and `food:Wine` in Food Ontology does not have any slots, and `vin:Wine` in Wine Ontology has many slots. If we add `vin:Wine` into the direct-superclasses list of `food:Wine`, then `food:Wine` inherits all slot definitions in the superclasses of `vin:Wine`. So, should we put the same slots as `vin:Wine` to `food:Wine` or not? In SWCLOS, we specified that `rdfs:subClassOf`, `owl:intersectionOf`, and `owl:unionOf` should cause the structural variation of CLOS, but other properties such as `owl:equivalentClass`, `owl:equivalentProperty`, including subproperties and equivalent properties of `rdfs:subClass`, `owl:intersectionOf`, and `owl:unionOf`, should not cause the structural variation. The predicate **gx:subtypep** supports the subsumption by class-subclass relation in RDFS semantics, and **subsumed-p** reasons the subsumption using other subsumption-related properties in OWL.

From the standpoint of ontology engineering, the effects of substantial properties may propagate to other entities, but the result of non-substantial properties should not cause any side effects in ontology. Thus, such discrimination rule of substantial and non-substantial subsumption allows ones to add and delete the relation of `rdfs:subPropertyOf`, `owl:equivalentClass`, etc., and keeps easy to maintain ontologies.

## 12.5 Axiomatic Complete Relations

Among many properties in OWL, only four properties, i.e., `owl:intersectionOf`, `owl:unionOf`, `owl:complementOf`, and `owl:oneOf` make axiomatic complete relations. In other words, these properties define complete equivalency upon the binary relation of concepts. For example, the following states the definition of `WhiteBordeaux`, and if something is a `Bordeaux` and `WhiteWine`, it should be concluded to be a `WhiteBordeaux`.

```

gx-user(2): (defpackage vin)
#<The vin package>
gx-user(3): (defConcept vin::WhiteBordeaux (rdf:type owl:Class)
              (owl:intersectionOf vin::Bordeaux vin::WhiteWine))
Warning: Range entailX3 by owl:intersectionOf:
        vin::Bordeaux rdf:type owl:Class.
Warning: Range entailX3 by owl:intersectionOf:
        vin::WhiteWine rdf:type owl:Class.
#<owl:Class vin:WhiteBordeaux>
gx-user(4): (defIndividual aWine (rdf:type vin:Bordeaux vin:WhiteWine))
Warning: Multiple classing with
        (#<owl:Class vin:Bordeaux> #<owl:Class vin:WhiteWine>) for
        #<vin:Bordeaux aWine>
#<vin:WhiteBordeaux aWine>

```

Similarly, the following assertion defines WineColor, which has the enumerative membership of White, Rose, and Red of complete relation, so that it states that the instance of WineColor is exactly one of the three, and not to be the others.

```

gx-user(5): (defConcept vin::WineColor (rdf:type owl:Class)
              (owl:oneOf vin::White vin::Rose vin::Red))
#<owl:Class vin:WineColor>
gx-user(6): vin:White
#<vin:WineColor vin:White>

```

Therefore, it is not necessary to mind Open World Assumption upon such axiomatic complete relation properties. If we find the contents of the definition body matches the database, then we may conclude the definition is applicable to the database without a worry about other statements.

See the following example. SWCLOS concludes that QueenElizabethII should be a woman, because there is a terminology that a person who has gender female is a woman, and it is asserted that QueenElizabethII is an instance of Person and hasGender Female. Here, note that SWCLOS proactively made the entailment without demand or query from users.

```

gx-user(2): (defConcept Person (rdf:type owl:Class)
              (owl:intersectionOf
                Human
                (owl:Restriction (owl:onProperty hasGender)
                                  (owl:cardinality 1))))
Warning: Range entailX3 by owl:intersectionOf: Human rdf:type owl:Class.
Warning: Range entailX3 by owl:onProperty: hasGender rdf:type rdf:Property.
#<owl:Class Person>
gx-user(3): (defConcept Woman (rdf:type owl:Class)
              (owl:intersectionOf
                Person
                (owl:Restriction (owl:onProperty hasGender)
                                  (owl:hasValue Female))))
#<owl:Class Woman>

```



```
gx-user(4): (defIndividual QueenElizabethII (rdf:type Person)
              (hasGender Female))
Warning: Entailed in refining: #<Person QueenElizabethII> to Woman.
#<Woman QueenElizabethII>
```

## 13. OWL Axioms and Entailment Rules

### 13.1 OWL Axioms

The OWL vocabulary is defined in the OWL definition file<sup>41</sup>. The contents are listed in the table below. In the table, the namespace 'owl' at QNames is omitted. 'Resource' stands for `rdfs:Resource`, and 'Property' stands for `rdf:Property`. 'type' stands for `rdf:type`. 'subPropertyOf' stands for `rdfs:subPropertyOf`. 'domain' and 'range' stand for `rdfs:domain` and `rdfs:range`. 'List' stands for `rdf:List`.

**Table 13.1 The OWL Axioms**

OWL Axioms in <a href="http://www.w3.org/2002/07/owl.rdf">http://www.w3.org/2002/07/owl.rdf</a>
( <code>rdfs:Class Class (subClassOf rdfs:Class)</code> )
( <code>Class Thing (unionOf Nothing (complementOf Nothing))</code> )
( <code>Class Nothing (complementOf Thing)</code> )
( <code>Property equivalentClass (subPropertyOf subClassOf) (domain Class) (range Class)</code> )
( <code>Property disjointWith (domain Class) (range Class)</code> )
( <code>Property equivalentProperty (subPropertyOf subPropertyOf)</code> )
( <code>Property sameAs (domain Thing) (range Thing)</code> )
( <code>Property differentFrom (domain Thing) (range Thing)</code> )
( <code>rdfs:Class AllDifferent</code> )
( <code>Property distinctMembers (domain AllDifferent) (range List)</code> )
( <code>Property unionOf (domain Class) (range List)</code> )
( <code>Property intersectionOf (domain Class) (range List)</code> )
( <code>Property complementOf (domain Class) (range Class)</code> )
( <code>Property oneOf (domain Class) (range List)</code> )
( <code>rdfs:Class Restriction (subClassOf Class)</code> )
( <code>Property onProperty (domain Restriction) (range Property)</code> )
( <code>Property allValuesFrom (domain Restriction) (range Class)</code> )
( <code>Property hasValue (domain Restriction)</code> )
( <code>Property someValuesFrom (domain Restriction) (range Class)</code> )
( <code>Property minCardinality (domain Restriction) (range xsd:nonNegativeInteger)</code> )
( <code>Property maxCardinality (domain Restriction) (range xsd:nonNegativeInteger)</code> )
( <code>Property cardinality (domain Restriction) (range xsd:nonNegativeInteger)</code> )
( <code>rdfs:Class ObjectProperty ( subClassOf Property)</code> )
( <code>rdfs:Class DatatypeProperty (subClassOf Property)</code> )

<sup>41</sup> <http://www.w3.org/2002/07/owl.rdf>

(Property inverseOf (domain ObjectProperty) (range ObjectProperty))
(rdfs:Class TransitiveProperty (subClassOf ObjectProperty))
(rdfs:Class SymmetricProperty (subClassOf ObjectProperty))
(rdfs:Class FunctionalProperty (subClassOf Property))
(rdfs:Class InverseFunctionalProperty (subClassOf ObjectProperty))
(rdfs:Class AnnotationProperty (subClassOf Property))
(AnnotationProperty rdfs:label)
(AnnotationProperty rdfs:comment)
(AnnotationProperty rdfs:seeAlso)
(AnnotationProperty rdfs:isDefinedBy)
(rdfs:Class Ontology)
(rdfs:Class OntologyProperty (subClassOf Property))
(Property imports (type OntologyProperty) (domain Ontology) (range Ontology))
(Property versionInfo (type AnnotationProperty))
(Property priorVersion (type OntologyProperty) (domain Ontology) (range Ontology))
(Property backwardCompatibleWith (type OntologyProperty) (domain Ontology) (range Ontology))
(Property incompatibleWith (type OntologyProperty) (domain Ontology) (range Ontology))
(rdfs:Class DeprecatedClass (subClassOf rdfs:Class))
(rdfs:Class DeprecatedProperty (subClassOf Property))
(rdfs:Class DataRange)

However, this is not enough to reason OWL semantics. We added two axioms to the above definitions in SWCLOS, as follows.

**Table 13.2 Additional Axioms**

name	Additional OWL Axioms
<b>axiom1</b>	(Class Thing (subClassOf Resource))
<b>axiom2</b>	(rdfs:Class Class (subClassOf Thing))

**Axiom1** enables owl:Thing to inherit slot definitions from rdfs:Resource instances, i.e., rdfs:label, rdfs:comment, etc. **Axiom2** is crucial to treat OWL classes as individual. Namely, it enables OWL classes to have slots for instances of owl:Thing, i.e., owl:sameAs, owl:differentFrom, etc.

### 13.2 OWL Semantics and Entailment Rules

To realize OWL semantics as an extension of RDFS, we developed the OWL module that is loaded after RDFS modules in SWCLOS. The OWL module reads up the OWL definition file, and defines many

functions that implement the OWL entailment rules on top of RDFS/RDF semantics. In this section, such entailment rules are explained.

The complete set of entailment rules in OWL is unknown. **Table 13.3** shows entailment rules in OWL which is disclosed by ter Horst [Horst]. These rules are realized in OWL module. In addition, we have implemented some extra entailment rules shown in **Table 13.4**.

**Table 13.3 Entailment Rules by ter Horst**

Name	If	Then	Note
<b>rdfp1</b>	$p$ type FunctionalProperty . $u p v$ . $u p w$ .	$v$ sameAs $w$ .	functional property
<b>Rdfp2</b>	$p$ type InverseFunctionalProperty . $u p w$ . $v p w$ .	$u$ sameAs $v$ .	inverse functional property
<b>rdfp3</b>	$p$ type SymmetricProperty . $v p w$ .	$w p v$ .	symmetric property
<b>rdfp4</b>	$p$ type TransitiveProperty . $u p v$ . $v p w$ .	$u p w$ .	transitive property
<b>rdfp5a</b>	$v p w$ .	$v$ sameAs $v$ .	self-evident sameAs
<b>rdfp5b</b>	$v p w$ .	$w$ sameAs $w$ .	
<b>rdfp6</b>	$v$ sameAs $w$ .	$w$ sameAs $v$ .	reflexive sameAs
<b>rdfp7</b>	$u$ sameAs $v$ . $v$ sameAs $w$ .	$u$ sameAs $w$ .	transitive sameAs
<b>rdfp8ax</b>	$p$ inverseOf $q$ . $v p w$ .	$w q v$ .	inverse of property
<b>rdfp8bx</b>	$p$ inverseOf $q$ . $v q w$ .	$w p v$ .	
<b>rdfp9</b>	$v$ type Class . $v$ sameAs $w$ .	$v$ subClassOf $w$ .	subsumption on same classes
<b>rdfp10</b>	$p$ type Property . $p$ sameAs $q$ .	$p$ subPropertyOf $q$	subsumption on same properties
<b>rdfp11</b>	$u p v$ . $u$ sameAs $u'$ . $v$ sameAs $v'$ .	$u' p v'$ .	property extension through sameAs
<b>rdfp12a</b>	$v$ equivalentClass $w$ .	$v$ subClassOf $w$ .	subsumption on equivalentClass
<b>rdfp12b</b>	$v$ equivalentClass $w$ .	$w$ subClassOf $v$ .	
<b>rdfp12c</b>	$v$ subClassOf $w$ . $w$ subClassOf $v$ .	$v$ equivalentClass $w$ .	equivalency from subsumption classes
<b>rdfp13a</b>	$v$ equivalentProperty $w$ .	$v$ subPropertyOf $w$ .	subsumption on equivalent property
<b>rdfp13b</b>	$v$ equivalentProperty $w$ .	$w$ subPropertyOf $v$ .	
<b>rdfp13c</b>	$v$ subPropertyOf $w$ . $w$ subPropertyOf $v$ .	$v$ equivalentProperty $w$ .	equivalency from subsumption properties
<b>rdfp14a</b>	$v$ hasValue $w$ . $v$ onProperty $p$ . $u p w$ .	$u$ type $v$ .	filler restriction entailment
<b>rdfp14bx</b>	$v$ hasValue $w$ . $v$ onProperty $p$ .	$u p w$ .	hasValue definition

	<i>u</i> type <i>v</i> .		
<b>rdfp15</b>	<i>v</i> someValuesFrom <i>w</i> . <i>v</i> onProperty <i>p</i> . <i>u p x</i> . <i>x</i> type <i>w</i> .	<i>u</i> type <i>v</i> .	full existential restriction entailment
<b>rdfp16</b>	<i>v</i> allValuesFrom <i>w</i> . <i>v</i> onProperty <i>p</i> . <i>u</i> type <i>v</i> . <i>u p x</i> .	<i>x</i> type <i>w</i> .	allvaluesfrom definition

The **rule1a** and **rule1b** is an alternative of **rdfs4a** and **rdfs4b**<sup>42</sup> in the W3C RDF Semantics document. The other rules are explained in the next succeeding sub-subsections.

---

<sup>42</sup> <http://www.w3.org/TR/rdf-mt/#rulerdfs4>

**Table 13.4 Additional Entailment Rules in OWL**

Name	If	Then	Note
<b>rule1a</b>	$v p w .$	$v$ type Thing .	default top in OWL
<b>rule1b</b>	$v p w .$	$w$ type Thing .	
<b>rule2a</b>	$u$ intersectionOf { $v \dots$ } .	$v$ type Class .	default metaclass for intersection and union list
<b>rule2b</b>	$u$ unionOf { $v \dots$ } .	$v$ type Class .	
<b>rule3</b>	$u$ distinctMembers { $v \dots$ } .	$v$ type Thing .	default class for distinct
<b>rule4</b>	$u$ disjointWith $v$ . $u'$ subclassOf $u$ . $v'$ subclassOf $v$ .	$u'$ disjointWith $v'$ .	permeation of disjointness
<b>rule5</b>	$u$ complementOf $v$ .	$v$ complementOf $u$ .	reflexive complementOf
<b>rule6</b>	$u$ complementOf $v$ .	$u$ disjointWith $v$ .	disjoint complementOf
<b>rule7</b>	$u$ oneOf { $x \dots$ } .	$x$ type $u$ .	oneOf entailment
<b>rule8</b>	$p$ type SymmetricProperty . $p$ domain $C$ . $p$ range $D$ .	$C$ equivalentClass $D$ .	domain/range equivalency by SymmetricProperty
<b>rule9</b>	$p$ equivalentProperty $q$ .	$q$ equivalentProperty $p$ .	reflexive equivalentProperty
<b>rule10</b>	$p$ equivalentProperty $q$ . $q$ equivalentProperty $r$ .	$p$ equivalentProperty $r$ .	transitive equivalentProperty
<b>rule11a</b>	$p$ equivalentProperty $q$ . $p$ domain $u$ .	$q$ domain $u$ .	domain by equivalentProperty
<b>rule11b</b>	$p$ equivalentProperty $q$ . $p$ range $u$ .	$q$ range $u$ .	range by equivalentProperty
<b>rule12a</b>	$p$ inverseOf $q$ . $p$ domain $u$ .	$q$ domain $u$ .	domain by inverseOf
<b>rule12b</b>	$p$ inverseOf $q$ . $p$ range $u$ .	$q$ range $u$ .	range by inverseOf
<b>rule13</b>	$x$ differentFrom $y$ .	$y$ differentFrom $x$ .	reflexive differentFrom
<b>rule14</b>	$u$ intersectionOf { $v w$ } . $x$ type $v$ . $x$ type $w$ .	$x$ type $u$ .	intersection entailment

In the case of no interpretation for a set of input assertions, it is called clash or unsatisfiable. We summarized unsatisfiability conditions in **Table 13.5**.

Table 13.5 Unsatisfiability Rules in OWL

Name	Unsatisfiable Conditions
<b>oneof-condition-unsatisfiable</b>	$u$ oneOf $\{ x_i \dots \}$ . $y$ type $u$ . $y$ differentFrom $x_i$ . $1 \leq i \leq n$ .
<b>sameas-condition-unsatisfiable</b> or <b>differentfrom-condition-unsatisfiable</b>	$x$ sameAs $y$ . $x$ differentFrom $y$ .
<b>disjointwith-condition-unsatisfiable</b> or <b>equivalentclass-condition-unsatisfiable</b>	$u$ disjointWith $v$ . $u$ equivalentOf $v$ .
<b>disjoint-instances-condition-unsatisfiable</b>	$u$ disjointWith $v$ . $x$ type $u$ . $x$ type $v$ .
<b>domain-condition-unsatisfiable</b>	$u$ disjointWith $v$ . $x$ domain $u$ . $x$ domain $v$ .
<b>range-condition-unsatisfiable</b>	$u$ disjointWith $v$ . $x$ range $u$ . $x$ range $v$ .
<b>complementof-condition-unsatisfiable</b>	$u$ complementOf $v$ . $x$ type $u$ . $x$ type $v$ .

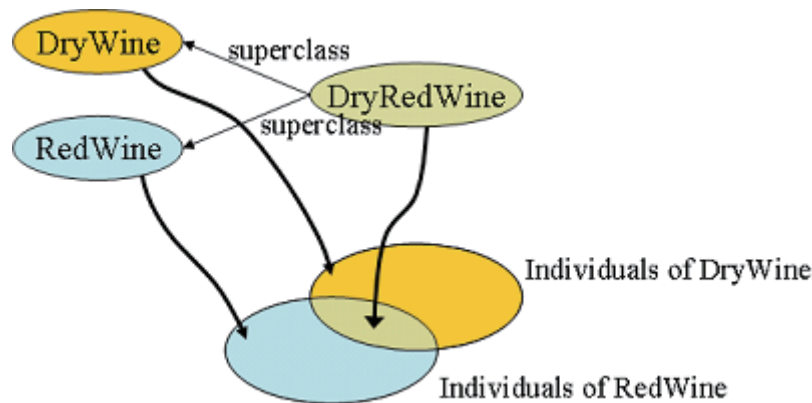
### 13.2.1 Intersection of Concepts (*owl:intersectionOf*)

The intersection of concepts is represented by `owl:intersectionOf` property in OWL. In Wine Ontology, `DryRedWine` is defined as an intersection of `DryWine` and `RedWine`. **Figure 13.1** shows the concept intersection of `DryWine` and `RedWine`. The class `DryWine` stands for a set of `DryWine` individuals and the class `RedWine` stands for a set of `RedWine` individuals. So, the class `DryRedWine` represents an intersection of the two sets of individuals. Therefore, the class `DryRedWine` turns a subclass of `DryWine` class and `RedWine` class.

```

gx-user(11): (get-form vin:DryRedWine)
(owl:Class vin:DryRedWine (owl:intersectionOf vin:DryWine vin:RedWine))
gx-user(12): (subsumed-p vin:DryRedWine vin:DryWine)
t
t
gx-user(13): (subsumed-p vin:DryRedWine vin:RedWine)
t
t

```



**Figure 13.1** Intersection of DryWine and RedWine

In SWCLOS, the values of `owl:intersectionOf` slot are automatically placed into the `class-direct-superclasses` list of subjective class metaobject. In the above example, `vin:DryWine` and `vin:RedWine` are placed into the `class-direct-superclasses` list of `vin:DryRedWine`.

The range of `owl:intersectionOf` is defined as `rdf:List` in the axioms. Then, we added **rule2a** for the member element of collection on `owl:intersectionOf`.

As described at Section 12.5, `owl:intersectionOf` is complete in definition. Therefore, if something is known as an individual of `DryWine` and `RedWine`, then it is concluded that the thing is an individual of `DryRedWine`. See **rule14** and the following demonstration.

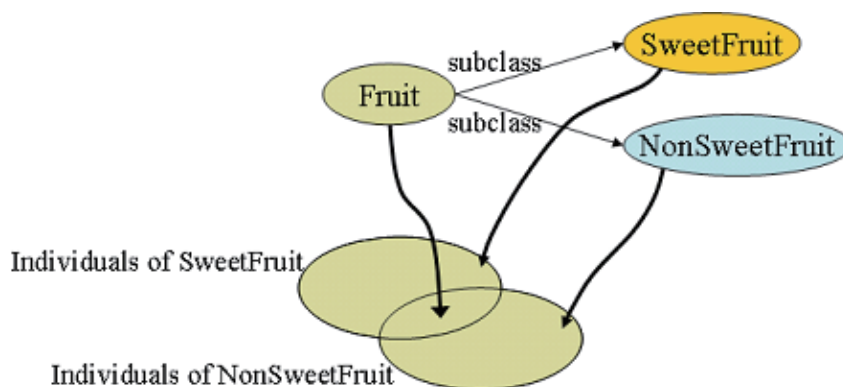
```
gx(14): (defIndividual MyWine (rdf:type vin:DryWine))
#<vin:DryWine MyWine>
gx(15): (defIndividual MyWine (rdf:type vin:RedWine))
#<vin:DryRedWine MyWine>
```

### 13.2.2 Union of Concepts (`owl:unionOf`)

Contrary to the intersection, the union of concepts makes subclasses of union members. See **Figure 13.2**, where `Fruit` is defined as union of `SweetFruit` and `NonSweetFruit` in Food Ontology. Note that if `food:SweetFruit` is disjoint with `food:NonSweetFruit`, there is no overlapping portion.

```
gx-user(15): (get-form food:Fruit)
(owl:Class food:Fruit (owl:unionOf food:SweetFruit food:NonSweetFruit))
gx-user(16): (subsumed-p food:SweetFruit food:Fruit)
t
t
gx-user(17): (subsumed-p food:NonSweetFruit food:Fruit)
t
t
```





**Figure 13.2 Union of SweetFruit and NonSweetFruit**

There is no overlap exactly, when SweetFruit and NonSweetFruit are disjoint.

In SWCLOS, the subjective class metaobject is automatically placed into the class-direct-superclasses of each class in the values of property `owl:unionOf`. In the example above, `food:Fruit` is placed into the class-direct-superclasses list of `food:SweetFruit` and `food:NonSweetFruit`.

As well as `owl:intersectionOf`, we added **rule2b** for the element of the collection on `owl:unionOf`.

### 13.2.3 Negation of Concept (`owl:complementOf`)

The negation of a concept stands for all individuals in the universe except the individuals of the concept. The `owl:complementOf` is a reflexive relation. Namely, if a concept  $C$  is a negation of concept  $D$ , then  $D$  is also a negation of  $C$ . See **rule5** in Table 13.4. In SWCLOS, the inverse relation of negation is also registered into the negated class object.

Furthermore, a concept is disjoint with its negation. See **rule6**. In SWCLOS, the negation results to register the disjoint relation each other in both concept objects.

```

gx-user(4): (get-form food:NonConsumableThing)
(owl:Class food:NonConsumableThing (owl:complementOf food:ConsumableThing))
gx-user(5): (defConcept food::PlasticSample
              (rdfs:subClassOf food:NonConsumableThing))
#<rdfs:Class food:PlasticSample>
gx-user(6): (defIndividual food::PlasticChineseNoodle
              (rdf:type food::PlasticSample))
#<food:PlasticSample food:PlasticChineseNoodle>
gx-user(7): (typep food::PlasticChineseNoodle food:ConsumableThing)
common-lisp:nil
t
gx-user(8): (typep food::PlasticChineseNoodle food:EdibleThing)
common-lisp:nil
t
gx-user(9): (disjoint-p food::PlasticSample food:EdibleThing)
t
t

```

### 13.2.4 Instance Enumeration for Concept (*owl:oneOf*)

Using *owl:oneOf*, a concept may be defined as the enumeration of individuals. For example, *WineColor* is defined as a subclass of *WineDescriptor* and a concept whose individuals are only Red, White, and Rose. See **rule7** in Table 13.4.

```

gx-user(2): (defpackage vin)
#<The vin package>
gx-user(3): (defConcept vin::WineColor
              (rdfs:subClassOf vin::WineDescriptor)
              (owl:oneOf vin::Red vin::Rose vin::White))
Warning: Range entailX1 by rdfs:subClassOf:
         vin::WineDescriptor rdf:type rdfs:Class.
#<owl:OneOf vin:WineColor>
gx-user(4): vin:Red
#<vin:WineColor vin:Red>
gx-user(5): vin:Rose
#<vin:WineColor vin:Rose>
gx-user(6): vin:White
#<vin:WineColor vin:White>
gx-user(7): (typep vin:Red vin:WineDescriptor)
t
t

```

The definition of *owl:oneOf* is also the complete definition. So, typically the subject of *owl:oneOf* should be defined just once and not multi-defined. If the same members are enumerated in multiple definitions, it is accepted without any warning in this version. If the disjoint members are enumerated, SWCLOS signals an alarm. See **oneof-condition-unsatisfiable** in Table 13.5.

```

gx-user(8): (defConcept vin:WineColor
              (owl:oneOf vin:Red vin:Rose Green))
Warning: owl:oneOf value (#<vin:WineColor vin:Red>
         #<vin:WineColor vin:Rose> #<vin:WineColor vin:White>)
         of #<rdfs:Class vin:WineColor> is doubly specified to
         (#<vin:WineColor vin:Red> #<vin:WineColor vin:Rose>
         #<vin:WineColor Green>).
#<owl:OneOf vin:WineColor>

```

### 13.2.5 Functional Property (*owl:FunctionalProperty*)

An instance of *owl:FunctionalProperty* entails that objects in triples are the same, if the subjects in triples are the same. See the rule **rdfp1** in Table 13.3 that is by ter Horst.

```

gx-user(5): (defProperty hasband (rdf:type owl:ObjectProperty)
              (rdf:type owl:FunctionalProperty)
              (rdfs:domain Woman)
              (rdfs:range Man))
Warning: Range entailX3 by rdfs:domain: Woman rdf:type rdfs:Class.
Warning: Range entailX3 by rdfs:range: Man rdf:type rdfs:Class.
Warning: Multiple classing with

```

```

      (#<rdfs:Class owl:ObjectProperty>
      #<rdfs:Class owl:FunctionalProperty>) for
      #<owl:ObjectProperty hasband>
#<owl:ObjectProperty.0 hasband>
gx-user(6): (defIndividual MarieTherese (hasband LouisXIVdeFrance))
Warning: Range entailX3 by hasband: LouisXIVdeFrance rdf:type Man.
#<Woman MarieTherese>
gx-user(7): (defIndividual MarieTherese (hasband Roi-Soleil))
Warning: Range entailX3 by hasband: Roi-Soleil rdf:type Man.
#<Woman MarieTherese>
gx-user(8): (-> MarieTherese hasband)
(#<Man Roi-Soleil> #<Man LouisXIVdeFrance>)
gx-user(9): (owl-same-p LouisXIVdeFrance Roi-Soleil)
t

```

In SWCLOS, the inverse of `owl:FunctionalProperty` is registered to the object, and the predicate **owl-same-p** and **equivalent-property-p** use the registered information.

### 13.2.6 Inverse Functional Property (*owl:InverseFunctionalProperty*)

An instance of `owl:InverseFunctionalProperty` entails that subjects in triples are the same, if the objects in triples are the same. See the rule **rdfp2** in Table 13.3.

As well as `owl:FunctionalProperty`, the inverse of `owl:InverseFunctionalProperty` is registered to the object, and the predicate **owl-same-p** and **equivalent-property-p** use the registered information.

```

gx-user(2): (defProperty hasWife (rdf:type owl:ObjectProperty)
            (rdf:type owl:InverseFunctionalProperty)
            (rdfs:domain Man)
            (rdfs:range Woman))
Warning: Range entailX3 by rdfs:domain: Man rdf:type rdfs:Class.
Warning: Range entailX3 by rdfs:range: Woman rdf:type rdfs:Class.
#<owl:InverseFunctionalProperty hasWife>
gx-user(3): (defIndividual Bill (hasWife Hillary))
Warning: Range entailX3 by hasWife: Hillary rdf:type Woman.
#<Man Bill>
gx-user(4): (defIndividual 42ndPresident (hasWife Hillary))
#<Man 42ndPresident>
gx-user(5): (owl-same-p Bill 42ndPresident)
t

```

### 13.2.7 Symmetric Property (*owl:SymmetricProperty*)

An instance of `owl:SymmetricProperty` entails the reflexive relation of subject and object in triple. See the rule **rdfp3** in Table 13.3.

In SWCLOS, the reflexive relation of symmetric property is automatically added into memory. Namely, the subject in triple is added to the role value of the object's predicate.

```

gx-user(2): (defpackage vin)
#<The vin package>
gx-user(3): (defProperty vin::adjacentRegion (rdf:type owl:ObjectProperty)
             (rdf:type owl:SymmetricProperty)
             (rdfs:domain vin::Region)
             (rdfs:range vin::Region))
Warning: Range entailX3 by rdfs:domain: vin::Region rdf:type rdfs:Class.
Warning: #<rdfs:Class vin:Region> rdf:type owl:Class
         by owl:SymmetricProperty entailment.
#<owl:SymmetricProperty vin:adjacentRegion>
gx-user(4): (defIndividual vin::MendocinRegion (rdf:type vin:Region)
             (vin::locatedIn vin::CaliforniaRegion)
             (vin:adjacentRegion vin::SonomaRegion))
Warning: Entail by rdf1: vin::locatedIn rdf:type rdf:Property.
Warning: Range entailX3 by vin:adjacentRegion: vin::SonomaRegion rdf:type
         vin:Region.
#<vin:Region vin:MendocinRegion>
gx-user(5): (slot-value vin:MendocinRegion 'vin:adjacentRegion)
#<vin:Region vin:SonomaRegion>
gx-user(6): (slot-value vin:SonomaRegion 'vin:adjacentRegion)
#<vin:Region vin:MendocinRegion>

```

### 13.2.8 Transitive Property (*owl:TransitiveProperty*)

An instance of `owl:TransitiveProperty` entails the transitivity upon the property. For example, `vin:SonomaRegion` is located in `vin:CaliforniaRegion` and `vin:CaliforniaRegion` is located in `vin:USRegion`, then `vin:SonomaRegion` is located in `vin:USRegion`. See the rule **rdfp4** in Table 13.3.

In SWCLOS, the transitivity is unified to the subsumption notion. The predicate **subsumed-p** is also effect to the transitivity relation. See the following demonstration.

```

gx-user(7): (defProperty vin:locatedIn (rdf:type owl:ObjectProperty)
             (rdf:type owl:TransitiveProperty)
             (rdfs:domain owl:Thing)
             (rdfs:range vin:Region))
#<owl:TransitiveProperty vin:locatedIn>
gx-user(8): (defIndividual vin::SantaCruzMountainsRegion
             (vin:locatedIn vin::CaliforniaRegion))
Warning: Range entailX4 by vin:locatedIn:
         #<|rdfs:Resource| vin:CaliforniaRegion> rdf:type vin:Region.
#<owl:Thing vin:SantaCruzMountainsRegion>
gx-user(9): (defIndividual vin:CaliforniaRegion (rdf:type vin:Region)
             (vin:locatedIn vin::USRegion))
Warning: Range entailX3 by vin:locatedIn: vin::USRegion rdf:type vin:Region.
#<vin:Region vin:CaliforniaRegion>
gx-user(10): (subsumed-p vin::SantaCruzMountainsRegion vin:USRegion)
t
t

```

### 13.2.9 *Equivalency as Individuals (owl:sameAs)*

The property owl:sameAs is used to represent the equivalency of two individuals. In OWL Full, the class can be also captured as individual. Therefore, it is applicable to classes. See the rule **rdfp5**, **rdfp6**, **rdfp7**, and **rdfp9**, **rdfp10**, **rdfp11** in Table 13.3. In Semantic Webs, we do not stand on Unique Name Assumption, which is usually taken in computer languages. Namely, two different URIs may denote the same thing or may not. The statement of owl:sameAs means the two URIs can be captured as the same thing.

The relation of owl:sameAs is reflexive and transitive. It implies that owl:sameAs makes groups among related entities. In SWCLOS, all members of a group are registered to each member object. The predicate **owl-same-p** uses this registered information to check whether two objects are the same or not. See the following demonstration, after loading Wine Ontology.

```
gx-user(4): (owl-same-p food:Red vin:Red)
t
gx-user(5): (owl-same-p vin:Red food:Red)
t
```

### 13.2.10 *Difference as Individuals (owl:differentFrom)*

The property owl:differentFrom is used to denote the difference of two individuals. In OWL Full, the class is also captured as individual. Therefore, it is applicable to classes. In non-Unique Name Assumption of Semantic Webs, two different URIs may be the same through owl:sameAs statements. Contrary, owl:differentFrom states that two URIs are different and cannot be captured as the same thing.

The relation of owl:differentFrom is pairwise and reflexive. See **rule7** in Table 13.4. In SWCLOS, each object has the information of difference on the object. The owl:differentFrom property and owl:AllDifferent statements create this information. The predicate **owl-different-p** uses this information. See the following demonstration for Wine Ontology.

```
gx-user(17): (owl-different-p vin:Dry vin:OffDry)
t
t
gx-user(18): (owl-different-p vin:OffDry vin:Dry)
t
t
gx-user(19): (owl-different-p vin:DAnjou vin:Cotturi)
t
t
gx-user(20): (owl-different-p vin:Cotturi vin:DAnjou)
t
t
```

### 13.2.11 Inverse Relation of Property (*owl:inverseOf*)

`owl:inverseOf` takes two object properties as subject and object in triple, and defines the two is in the inverse relation. See **rdfp8ax** and **rdfp8bx** in Table 13.3.

SWCLOS provides two slot value accessors, '`->`' and **get-value** that facilitate getting slot value(s) through `owl:inverseOf` functionality.

```
gx-user(8): (defProperty hasChild (rdf:type owl:ObjectProperty)
            (owl:inverseOf hasParent))
Warning: Range entailX3 by owl:inverseOf:
        hasParent rdf:type owl:ObjectProperty.
#<owl:ObjectProperty hasChild>
gx-user(9): (defIndividual LeopoldMozart (rdf:type Musician)
            (hasChild AmadeusMozart))
Warning: Range entail by rdf:type: Musician rdf:type rdfs:Class.
#<Musician LeopoldMozart>
gx-user(10): (-> AmadeusMozart hasParent)
#<Musician LeopoldMozart>
```

### 13.2.12 Equivalency for Classes (*owl:equivalentClass*)

The property `owl:equivalentClass` is used to represent the equivalency of two classes as class.

Namely, the equivalent classes share exactly the same set of individuals. See the rule **rdfp12**.

```
gx-user(14): (get-form food:Wine)
            (owl:Class food:Wine (owl:equivalentClass vin:Wine))
gx-user(15): (owl-equivalent-p food:Wine vin:Wine)
t
```

### 13.2.13 Difference for Classes (*owl:disjointWith*)

The property `owl:disjointWith` is used to represent the difference of two classes as class. Namely two classes never share any individual as a member of class. If two classes are disjoint, then each subclasses of the classes also disjoint. See **rule7** in Table 13.4.

```
gx-user(18): (get-form food:NonSweetFruit)
            (owl:Class food:NonSweetFruit
              (rdf:about
                #<uri http://www.w3.org/TR/2003/PR-owl-guide-20031209/food#NonSweetFruit>)
              (rdfs:subClassOf food:EdibleThing)
              (owl:disjointWith food:SweetFruit))
gx-user(19): (disjoint-p food:SweetFruit food:NonSweetFruit)
t
t
```

### 13.2.14 Value Restriction (*owl:allValuesFrom*)

The value restriction plays a role of constraint for the instance slot value. See **rdfp16** in Table 13.3. SWCLOS entails that a filler that is restricted by *owl:allValuesFrom* should be an instance of the constraint.

```

gx-user(2): (get-form vin:Wine)
(owl:Class vin:Wine
  (rdf:about
    #<uri http://www.w3.org/TR/2003/PR-owl-guide-20031209/wine#Wine>)
  (rdfs:label (:en "wine") (:fr "vin")))
  (rdfs:subClassOf food:PotableLiquid
    (owl:Restriction (owl:onProperty vin:hasMaker)
      (owl:cardinality "1"^^xsd:nonNegativeInteger))
    (owl:Restriction (owl:onProperty vin:hasMaker)
      (owl:allValuesFrom vin:Winery))
    ...
    (owl:Restriction (owl:onProperty vin:locatedIn)
      (owl:someValuesFrom vin:Region))))
gx-user(3): (defIndividual MyHomeMadeWine (rdf:type vin:Wine)
  (vin:hasMaker MyHome))
Warning: allValuesFrom entailment:
  change class #<|rdfs:Resource| MyHome> to #<owl:Class vin:Winery>.
#<vin:Wine MyHomeMadeWine>
gx-user(4): MyHome
#<vin:Winery MyHome>

```

### 13.2.15 Full Existential Restriction (*owl:someValuesFrom*)

On the other hand, the full existential restriction does not entail anything useful results about the filler type in rigorous Open Word Assumption. We cannot conclude unsatisfiability even if an individual does not have the restricted filler on the role of the full existential quantification, because there may be a piece of such knowledge anywhere in the Web World. Moreover, the filler whose type is different from one that is directed for the filler is acceptable. However, in the complete definition form such as *owl:intersectionOf*, if a thing holds a filler that satisfies a full existential restriction, then the entailment can conclude that the subject entity is typed to the class that is directed to hold the full existential restriction. See **rdfp15** in Table 13.3.

Note that we can conclude unsatisfiability for the value restriction (*owl:allValuesFrom*), if an individual has a role of the value restriction and one of the values does not satisfy the restriction, even in the open world. However, you should note that an individual that has no slots on the value restriction property is also satisfiable for the directed class.

### 13.2.16 Filler Restriction (*owl:hasValue*)

The *hasValue* restriction directs for individuals to have at least one designated value (not class restriction) as slot value. It is rephrased that if a concept has a filler restriction on a role, the individuals must have the

same filler on the role at least one. However, this involves the same problem for rigorous Open World Assumption as the full existential restriction mentioned above. Moreover, this implies the same entailment for the subject entity as the full existential restriction mentioned above, for the constraint of filler itself instead of filler class. See **rdfp14bx** and **rdfp14a** in Table 13.3.

```

gx-user(2): (get-form vin:TableWine)
(owl:Class vin:TableWine
  (rdf:about
    #<uri http://www.w3.org/TR/2003/PR-owl-guide-20031209/wine#TableWine>)
  (owl:intersectionOf vin:Wine
    (owl:hasValueRestriction (owl:onProperty vin:hasSugar)
      (owl:hasValue vin:Dry))))))
gx-user(3): (get-form vin:DryWine)
(owl:Class vin:DryWine
  (owl:intersectionOf vin:Wine
    (owl:hasValueRestriction (owl:onProperty vin:hasSugar)
      (owl:hasValue vin:Dry))))))
gx-user(4): (get-form vin:MariettaOldVinesRed)
(vin:RedTableWine vin:MariettaOldVinesRed
  (vin:hasMaker vin:Marietta) (vin:hasFlavor vin:Moderate)
  (vin:hasBody vin:Medium) (vin:locatedIn vin:SonomaRegion)
  (vin:hasColor vin:Red) (vin:hasSugar vin:Dry))
gx-user(5): (typep vin:MariettaOldVinesRed vin:TableWine)
t
t
t
gx-user(6): (typep vin:MariettaOldVinesRed vin:DryWine)
t
t
t

```

In this demonstration, DryWine and TableWine is defined to have the filler restriction of Dry, and MariettaOldVinesRed has a filler Dry for role hasSugar, then SWCLOS can conclude it is a TableWine and a DryWine, too.

We would like to claim that correct but harsh treatment often tends to produce no results. Rigorous Open Word Assumption will often not produce useful results. You may make your owl rule for the full existential quantification and make a balance between Open World Assumption vs. Closed World Assumption. For example, you might want to close the world around you when you felt making an ontology completed, and you might want to check the unsatisfiability of the full existential quantification. We say that it is a sort of auto-epistemic logic. The latest SWCLOS provides such pedantic function, but it should be discussed later as a more advanced topic.



## 14. OWL APIs

### 14.1 Subsumption in OWL

We discriminate the substantial inclusiveness on concepts that is decided through `rdfs:subClassOf`, `owl:intersectionOf`, and `owl:unionOf`, against the non-substantial inclusiveness, that is deduced by subsumption reasoning. The former is calculated through the CLOS class-subclass relationship, and the latter is deduced by the subsumption algorithm described below in SWCLOS. The top concept, `owl:Thing`, substantially subsumes every concept in the CLOS class-subclass relation, but the bottom concept, `owl:Nothing`, is virtually subsumed by other concepts through this algorithm. We extended and modified the basic structural subsumption algorithm, that is described in "The Description Logic Handbook" [DLH], to one that contains disjunction (`owl:unionOf`), negation (`owl:complementOf`), equivalency (`owl:sameAs` and `owl:equivalentOf`), functional and inverse-functional relation (`owl:FunctionalProperty` and `owl:InverseFunctionalProperty`), the value restriction (`owl:allValuesFrom`), the full existential restriction (`owl:someValuesFrom`), the filler restriction (`owl:hasValue`), and the number restriction (`owl:maxCardinality`, `owl:minCardinality`, and `owl:cardinality`).

The algorithm is summarized as follows, for two concepts  $C$  and  $D$ ;

1. If  $C$  is the bottom, then it returns true.
2. If  $D$  is the top, then it returns true.
3. If  $D$  is the bottom, then it returns false.
4. If  $C$  and  $D$  is the same, then it returns true.
5. If  $C$  and  $D$  have oneOf slots and  $C$ 's members are subset of  $D$ 's members, then it returns true, otherwise false.
6. For some ( $cc$ ) of equivalent classes of  $C$  and some ( $dd$ ) of equivalent classes of  $D$ ,
  - If  $cc$  is a subclass of  $dd$  in CLOS, then it returns true.<sup>43</sup>
  - If  $dd$  is a subclass of  $cc$  in CLOS, then it returns false.
  - If  $dd$  has intersectionOf slot values, then the algorithm for intersection is performed. See the below.
  - If both have unionOf slot values, then both unions are tested.
  - If  $cc$  and  $dd$  are complement, then it returns false.
  - If  $cc$  and  $dd$  are disjoint, then it returns false.
7. For some of same individuals of  $C$  and some of same individuals of  $D$ ;
  - If  $cc$  and  $dd$  shares a transitive property and  $cc$  is inferior to  $dd$  on the property, then return true.<sup>44</sup>

---

<sup>43</sup> In CLOS, a subclass inherits slot definitions of all super classes. Therefore, we can assume that CLOS class hierarchy reflects the hierarchy on the slot structures in the structural subsumption algorithm, if we do not make abstract slot value constraints in the subclasses.

<sup>44</sup> This is required to deduce California region is subsumed by US region.

The algorithm for intersections is summarized as follows,

1. If every concept member of intersections of  $D$  subsumes some concept member of all superclasses of  $C$ , and every restriction of  $D$  also subsumes some slot definition of  $C$  as follows, then return true. For equivalent property between  $C$ 's restriction and  $D$ 's restriction;
  - If  $D$ 's restriction is `allValuesFrom`, then if  $C$ 's slot definition restriction is a class or `allValuesFrom` and  $D$ 's restriction subsumes  $C$ 's restriction, then return true else false. If  $C$ 's restriction is `someValuesFrom` and the local situation is closed<sup>45</sup>, if  $D$ 's restriction subsumes  $C$ 's slot definition restriction then it returns true else false. If  $C$ 's restriction is `hasValue` and the local situation is closed, if  $C$ 's restriction is a type of  $D$ 's restriction, then it returns true else false. In other cases, more precise discussion is required. See the source code.
  - If  $D$ 's restriction is `someValuesFrom`, the coupling between the cardinality number constraint and `someValuesFrom` constraint may happen. If the cardinality makes the situation closed, if  $C$ 's slot definition restriction is also `someValuesFrom` and  $D$ 's restriction subsumes  $C$ 's restriction, then it returns true else false. If  $C$ 's restriction is `hasValue` and the value is a type of  $D$ 's restriction, then it returns true else false. In other cases, more precise discussion is required. See the source code.
  - If  $D$ 's restriction is `hasValue`, the coupling between the cardinality number constraint and `hasValue` constraint may happen. If the cardinality makes the situation closed, if  $C$ 's slot definition restriction is also `hasValue` and the former subsumes the latter, then it returns true else false. In other cases, more precise discussion is required. See the source code.
  - If  $D$ 's restriction is cardinality and neither constraint of `someValuesFrom` nor `hasValue` exists in  $C$ , but `allValuesFrom` constraint exists or does not exist in  $C$ , then if  $C$ 's slot definition restriction is also cardinality and the span of  $D$ 's cardinality ( $minD\ maxD$ ) covers the span of  $C$ 's cardinality ( $minC\ maxC$ ), then it returns true else false.

The following demonstrates the function of this algorithm after loading Wine Ontology.

```

gx-user(7): (subsumed-p vin:DryWhiteWine vin:WhiteNonSweetWine)
t
t
gx-user(8): (get-form vin:WhiteNonSweetWine)
(owl:Class vin:WhiteNonSweetWine
  (owl:intersectionOf vin:WhiteWine
    (owl:allValuesFromRestriction (owl:onProperty vin:hasSugar)
      (owl:allValuesFrom (OneOf (owl:oneOf vin:Dry vin:OffDry))))))
gx-user(9): (get-form vin:DryWhiteWine)
(owl:Class vin:DryWhiteWine
  (owl:intersectionOf vin:DryWine vin:WhiteWine))

```

---

<sup>45</sup> For example, if there is a `maxcardinality` constraint, the constraint makes the situation closed for the exact number of slot values.

```

gx-user(10): (get-form vin:DryWine)
(owl:Class vin:DryWine
  (owl:intersectionOf vin:Wine
    (owl:hasValueRestriction (owl:onProperty vin:hasSugar)
      (owl:hasValue vin:Dry))))

```

**subsumed-p** *C D*

[Function]

---

returns true if concept *C* is subsumed by *D*, or returns false or unknown.

## 14.2 Membership in OWL

We extended the membership checking algorithm in OWL and it is implemented to **gx:typep**. The followings demonstrate some membership relations among classes and things in OWL after loading Wine Ontology.

```

gx-user(15): (typep vin:ElyseZinfandel vin:Zinfandel)
t
t
gx-user(16): (typep vin:ElyseZinfandel owl:Thing)
t
t
gx-user(17): (owl-thing-p vin:ElyseZinfandel)
t
gx-user(18): (typep vin:Zinfandel owl:Class)
t
t
gx-user(19): (typep vin:Zinfandel owl:Thing)
t
t
gx-user(20): (owl-class-p vin:Zinfandel)
t
gx-user(21): (owl-class-p owl:Class)
common-lisp:nil
gx-user(22): (owl-class-p owl:Restriction)
common-lisp:nil
gx-user(23): (owl-thing-p owl:Class)
common-lisp:nil
gx-user(24): (owl-thing-p owl:Restriction)
common-lisp:nil
gx-user(25): (owl-class-p owl:Thing)
t
gx-user(26): (owl-thing-p owl:Thing)
t
gx-user(27): (owl-class-p owl:Nothing)
t
gx-user(28): (owl-thing-p owl:Nothing)
common-lisp:nil

```

An individual (instance) that is typed to owl:Thing and a concept (class) that is typed to owl:Class belong to the OWL universe. However, note that owl:Class and owl:Restriction are not members in OWL universe. Also note that owl:Thing itself belongs to OWL universe but owl:Nothing does not, even though the class of owl:Nothing is owl:Class as well as owl:Thing, because owl:Nothing is complement of owl:Thing.

**owl-class-p** *obj* [Function]

---

This is almost same as '(cl:typep *obj* owl:Class)' but a little bit faster and concise expression.

**owl-thing-p** *obj* [Function]

---

This is almost same as '(cl:typep *obj* owl:Thing)' but a little bit faster and concise expression.

**typep** *object type* [Function]

---

tests the membership of *object* to *type* in the semantics of OWL.

### 14.3 The Most Specific Concepts

Computing the most specific concepts in a set of concepts is basic operation in DL and SWCLOS. We use this routine very often in SWCLOS.

**most-specific-concepts** *classes* [Function]

---

returns the most specific concepts in RDF(S) and OWL semantics, or classes minus duplicates and superclasses of other classes in *classes*. This function internally uses **subsumed-p** and **owl-equivalent-p**. Note that this function does not check disjointness of classes.

## References

- [DLH] Baader, F., et al. (eds.): The Description Logic Handbook, Cambridge, (2003).
- [Horst] ter Horst, H. J.: Combining RDF and Part of OWL with Rules: Semantics, Decidability, Complexity. The Semantic Web - ISWC2005, pp.668-684, Springer (2005).
- [Koide04] Koide, S., Kawamura, M.: SWCLOS: A semantic web processor on common lisp object system. In: 3rd International Semantic Web Conference (ISWC2004), Demos. (2004), <http://iswc2004.semanticweb.org/demos/32/>.
- [Koide05] Koide, S., Aasman, J., Haflich, S.: OWL vs. object oriented programming. In: Workshop on SemanticWeb Enabled Software Engineering (SWESE) at the 4<sup>th</sup> International Semantic Web Conference (ISWC 2005), Galway, Ireland (November 2005), <http://www.mel.nist.gov/msid/conferences/SWESE/propository/8owl-vs-OOP.rdf>.
- [Koide06] Koide, S., Takeda, H.: OWL-Full reasoning from an object oriented perspective. In: Asian Semantic Web Conf., ASWC2006, Springer (2006) 263–277, <http://wwwkasm.nii.ac.jp/papers/takeda/06/koide06aswc.pdf>.
- [Koide09] Koide, S., Takeda, H.: Meta-circularity and mop in common lisp for OWL Full. In: ELW '09: Proceedings of the 6th European Lisp Workshop, New York, NY, USA, ACM (2009) 28–34.

