

# 情報学を使って日本プロ野球の日程を現状よりもっと効率的にします Applying informatics to optimize scheduling for Nippon Pro Baseball

星野 リチャード  
Richard HOSHINO

河原林 健一  
Ken-ichi KAWARABAYASHI

## 研究動機

2009年、鳩山首相(当時)は、今後10年間で二酸化炭素排出量を25%削減する長期目標を発表した。本研究では、情報学および離散数学における「グラフ理論」的手法をスケジューリングに応用し、エコにやさしい各種スケジュールの作成を目指す。特に日本プロ野球のスケジューリングの大幅な改良に取り組む。

## Main Result

グラフ理論的手法を用いて日本プロ野球のセ・パ両リーグのスケジュールの改良に取り組み、昨年度のスケジュールと比較して69,186キロの総移動距離の削減、さらに旅行回数の24.3%の削減に成功した。今後MLB(メジャーリーグ)、NBA(バスケットボール)などのスケジュール作成への応用が期待される。

## 理論的背景

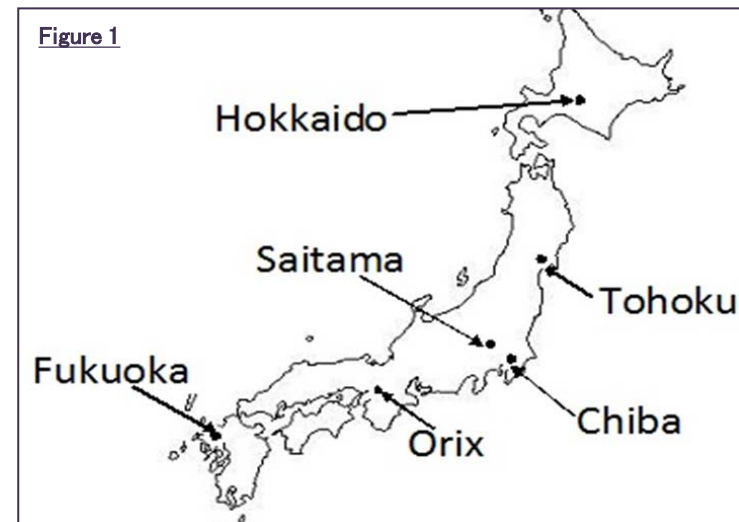
巡回トーナメント問題 (TTP)とは、Jリーグのように、与えられたnチームそれぞれが、他のn-1チームと本拠地(ホーム)とアウェイで1試合ずつ対戦するスケジュールを、ホーム&アウェイゲームのバランスと、ある「公平性」のもとで、総移動距離最短のものを作成することである。TTPは有名な巡回セールスマン問題と類似である。

本研究では、TTPを応用して、グラフ上の最短距離パスを利用し、セ・パ両リーグのスケジュールを提案した(Figure 2)。この提案手法は、現行のスケジュールに比べて、総移動距離25%の改良になっている。

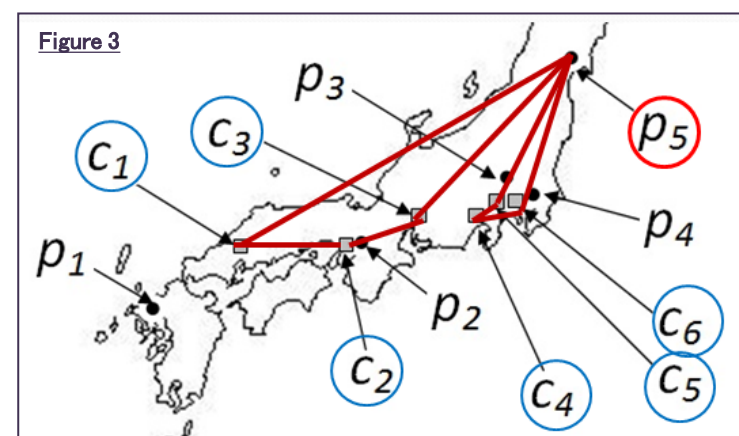
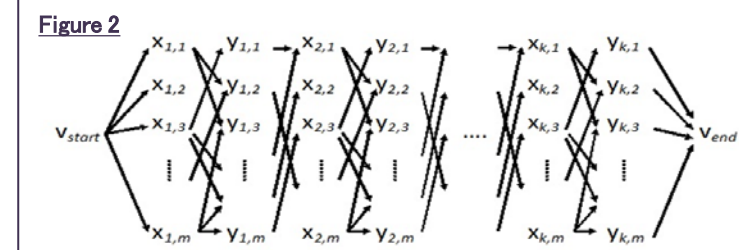
また、セパ交流戦のスケジュール改良にも取り組んだ(Figure 3)。

## グラフ理論の日本プロ野球 (NPB) スケジューリングへの応用

| Team Name | 最適なスケジュール(パリーグ)<br>1カード3試合; 主催試合(ホームゲーム)は赤      | 2010 日程<br>(km) | 最適<br>(km) | 削減比   |
|-----------|---|-----------------|------------|-------|
| 千葉(C)     | SHTFO TFOSH TFOSH OSHTF HOFST FSTHO TSHOF HOFTS | 23,266          | 16,606     | 28.6% |
| 東北(T)     | HFCOS COSHF CHSFO SFOCH SHOFC OFCSH CHOFS OFSCH | 23,710          | 17,975     | 24.2% |
| 北海道(H)    | TGOSF OSFTC STFOC FOCST GTSOF SOFCT FTCSO CSOFT | 28,599          | 20,234     | 29.2% |
| オリックス(O)  | FSHTC HTCFS FSCHT CHTFS FCTHS THSFC SFTCH TCHSF | 24,128          | 18,713     | 22.4% |
| 福岡(F)     | OTSCH SCHOT OCHTS HTSOC OSCTH CTHOS HOSTC STCHO | 33,352          | 21,143     | 36.6% |
| 埼玉(S)     | COFHT FHTCO HOTCF TCFHO TFHCO HCOTF OCFHT FHTOC | 20,885          | 19,498     | 6.6%  |



|         | 総試合数    | 2010日程<br>(km) | 削減<br>(km) | 削減比   | 2010 日程<br>(旅行回数) | 最適<br>(旅行回数) | 削減比   |
|---------|---------|----------------|------------|-------|-------------------|--------------|-------|
| パ・リーグ日程 | 6 x 120 | 153,940        | 114,169    | 25.8% | 208               | 169          | 18.8% |
| セ・リーグ日程 | 6 x 120 | 79,067         | 57,836     | 26.8% | 199               | 170          | 14.6% |
| 交流戦     | 12 x 24 | 51,134         | 42,950     | 16.0% | 108               | 101          | 6.5%  |
| 合計      | 1728    | 284,141        | 214,955    | 24.3% | 515               | 440          | 14.6% |



This research will be presented at three conferences this summer:

R. Hoshino and K. Kawarabayashi, The Inter-League Extension of the Traveling Tournament Problem and its Application to Sports Scheduling, 25th AAAI Conference on Artificial Intelligence (AAAI). San Francisco, USA, August 2011.

R. Hoshino and K. Kawarabayashi, The Multi-Round Balanced Traveling Tournament Problem, 21st International Conference on Automated Planning and Scheduling (ICAPS). Freiburg, Germany, June 2011.

R. Hoshino and K. Kawarabayashi, The Distance-Optimal Inter-League Schedule for Japanese Pro Baseball, ICAPS Workshop on Constraint Satisfaction Techniques for Planning and Scheduling Problems (COPLAS). Freiburg, Germany, June 2011.

# 情報学を使って日本プロ野球の日程を,現状よりもっと効率的にします

## Applying informatics to optimize scheduling for Nippon Pro Baseball

星野 リチャード  
Richard HOSHINO

河原林 健一  
Ken-ichi KAWARABAYASHI

### Motivation

The Government of Japan has promised to reduce greenhouse gas emissions by 25% from 1990 levels by 2020. *Informatics* can help achieve this ambitious target, where combinatorial and graph-theoretic techniques are applied to scheduling optimization, leading to economic and environmental benefits.

### Contribution

We have developed the *distance-optimal* schedule for the Nippon Professional Baseball (NPB) league, eliminating 69,186 kilometres of total team travel, a 24.3% reduction compared to last year's schedule. Our work represents significant potential savings in terms of time, money, and greenhouse gas emissions.

## Theoretical Contributions

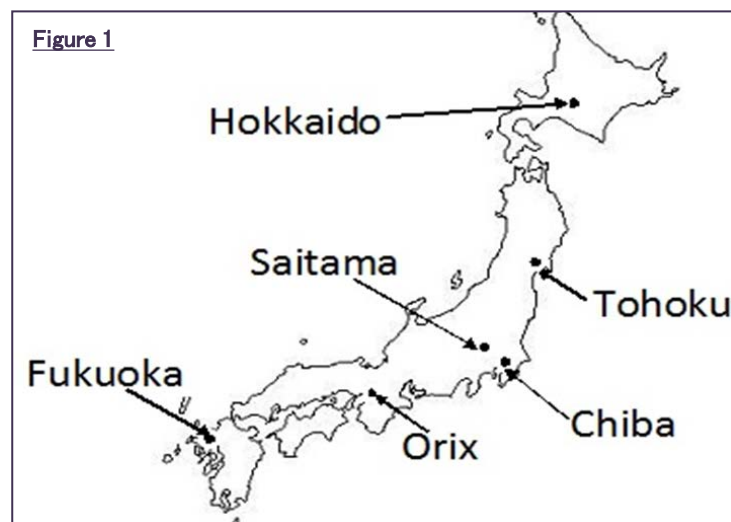
In the Traveling Tournament Problem (TTP), the output is a double round-robin schedule that minimizes the sum total of distances traveled by all teams as they move from city to city, subject to several natural constraints to ensure balance and fairness. The TTP is a mix of integer programming and constraint programming, and is similar to the Traveling Salesman Problem only much harder!

To optimize the NPB intra-league schedule, we develop a multi-round generalization of the TTP and present an algorithm that converts the problem to finding the shortest path in a directed graph (see Figure 2).

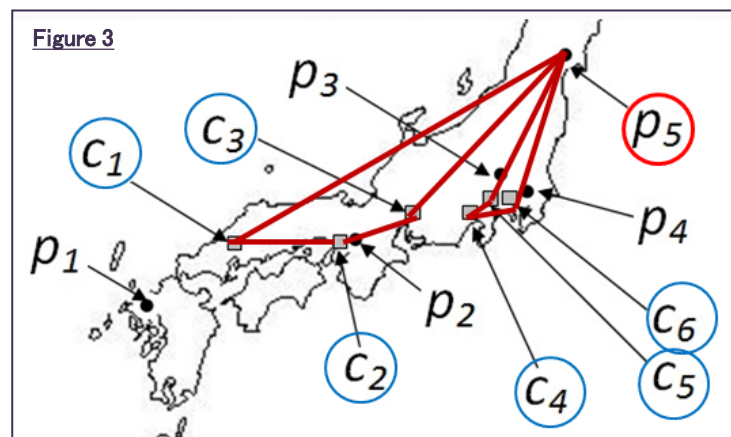
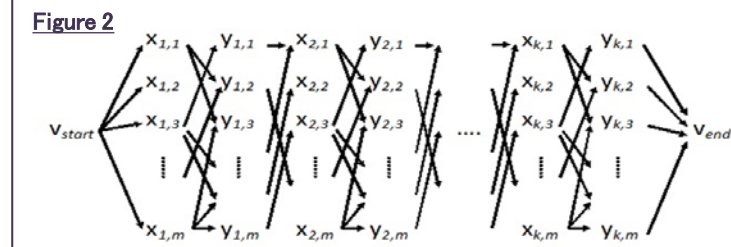
To optimize the NPB inter-league schedule, we develop a bipartite generalization of the TTP, and apply a clever heuristic based on minimum-weight 4-cycle-covers (see Figure 3).

## Application to the NPB

| Team         | Optimal Intra-League Schedule (Pacific League)<br>Each slot consists of three games; home games are marked in red | 2010 NPB (km) | Optimal (km) | Potential Reduction |
|--------------|---|---------------|--------------|---------------------|
| Chiba (C)    | SHTFO TFOSH TFOSH OSHTF HOFST FSTHO TSHOF HOFTS   | 23,266        | 16,606       | 28.6%               |
| Tohoku (T)   | HFCOS COSHF CHSFO SFOCH SHOFC OFCSH CHOFS OFSCH   | 23,710        | 17,975       | 24.2%               |
| Hokkaido (H) | TGOSF OSFTC STFOC FOCST CTSOF SOFCT FTCSO CSOFT   | 28,599        | 20,234       | 29.2%               |
| Orix (O)     | FSHTC HTCFS FSCHT CHTFS FCTHS THSFC SFTCH TCHSF   | 24,128        | 18,713       | 22.4%               |
| Fukuoka (F)  | OTSCH SCHOT OCHTS HTSOC OSCTH CTHOS HOSTC STCHO   | 33,352        | 21,143       | 36.6%               |
| Saitama (S)  | COFHT FHTCO HOTCF TCFHO TFHCO HCOTF OCFHT FHTOC   | 20,885        | 19,498       | 6.6%                |



| NPB Schedule Components  | Total Games | 2010 NPB (km) | Optimal (km) | Potential Reduction | 2010 NPB (# Trips) | Optimal (# Trips) | Potential Reduction |
|--------------------------|-------------|---------------|--------------|---------------------|--------------------|-------------------|---------------------|
| Intra-League (PL)        | 6 x 120     | 153,940       | 114,169      | 25.8%               | 208                | 169               | 18.8%               |
| Intra-League (CL)        | 6 x 120     | 79,067        | 57,836       | 26.8%               | 199                | 170               | 14.6%               |
| Inter-League (PL vs. CL) | 12 x 24     | 51,134        | 42,950       | 16.0%               | 108                | 101               | 6.5%                |
| TOTAL                    | 1728        | 284,141       | 214,955      | 24.3%               | 515                | 440               | 14.6%               |



This work will be presented at three conferences this summer:

R. Hoshino and K. Kawarabayashi, The Inter-League Extension of the Traveling Tournament Problem and its Application to Sports Scheduling, to appear in the Proceedings of the 25th AAAI Conference on Artificial Intelligence (AAAI). San Francisco, USA, August 2011.

R. Hoshino and K. Kawarabayashi, The Multi-Round Balanced Traveling Tournament Problem, to appear in the Proceedings of the 21st International Conference on Automated Planning and Scheduling (ICAPS). Freiburg, Germany, June 2011.

R. Hoshino and K. Kawarabayashi, The Distance-Optimal Inter-League Schedule for Japanese Pro Baseball, to appear in the Proceedings of the ICAPS Workshop on Constraint Satisfaction Techniques for Planning and Scheduling Problems (COPLAS). Freiburg, Germany, June 2011.